

International Journal of Experimental and Clinical Pharmacology
Pharmacology

Reviews

62 Safety Concerns for Sclerotherapy of Telangiectases, Reticular and Varicose Veins

Yiannakopoulou, E. (Athens)

87 Clonidine Use in Psychiatry: Panacea or Panache?

Naguy, A. (Shwaikh)

Original Papers

4 Antipsychotic Drugs Differentially Affect mRNA Expression of Genes Encoding the Neuregulin 1-Downstream ErbB4-PI3K Pathway

Karbownik, M.S.; Szemraj, J.; Wieteska, Ł.; Antczak, A.; Górski, P.; Kowalczyk, E.; Pietras, T. (Lodz)

20 High Glucose Enhances oxLDL-Induced Apoptosis in Human Renal Proximal Tubular Epithelial Cells Largely via Inducing Lectin-Like ox-LDL Receptor-1

Zhou, X.; Liu, R.; Duan, S.; Huang, G.; Ye, Y.; Kong, Y. (Changsha)

29 Reparation of Isoniazid and Rifampicin Combinatorial Therapy-Induced Hepatotoxic Effects by *Bacopa monnieri*

Evan Prince, S.; Udhaya, L.B.; Sunitha, P.S.; Arumugam, G. (Tamilnadu)

35 Inhibitory Effects of Resveratrol on the Human Alveolar Rhabdomyosarcoma Cell Line PLA-802 through Inhibition of the TGF- β 1/Smad Signaling Pathway

Yang, H.; Yuan, Y.; Luo, C.; He, H.; Zhou, Y. (Chongqing)

42 Nicorandil Inhibits Cyclic Strain-Induced Interleukin-8 Expression in Human Umbilical Vein Endothelial Cells

Chao, H.-H. (Taipei); Hong, H.-J.; Cheng, T.-H. (Taichung); Shih, N.-L. (Kaohsiung); Loh, S.-H.; Liu, J.-C. (Taipei); Chen, J.-J. (Taichung/Taipei); Sung, L.-C. (Taipei)

51 Decreased Linezolid Serum Concentrations in Three Critically Ill Patients: Clinical Case Studies of a Potential Drug Interaction between Linezolid and Rifampicin

Blassmann, U. (München); Roehr, A.C.; Frey, O.R.; Koeberer, A. (Heidenheim); Briegel, J.; Hüge, V.; Vetter-Kerkhoff, C. (München)

56 Acute Corneal Toxicity of Diquas

Mohamed, Y.H. (Nagasaki/EL-Minia); Uematsu, M.; Ueki, R.; Inoue, D.; Fujikawa, A.; Sasaki, H.; Kitaoka, T. (Nagasaki)

(Continued on inside front cover)

(Continued from front cover)

73 Decrease of Tocilizumab Dose in Patients with Rheumatoid Arthritis: A Pilot Study

Fechtenbaum, M.; Lasselin-Boyard, P.; Salomon, S.; Jelin, G.; Millot, F.; Grados, F.; Fardellone, P.; Goëb, V. (Amiens)

79 Capsaicin-Induced Death of Human Haematological Malignant Cell Lines Is Independent of TRPV1 Activation

Omari, S.A.; Adams, M.J.; Kunde, D.A.; Geraghty, D.P. (Launceston)

93 Acetylic Salicylic Acid for the Treatment of Chronic Obstructive Pulmonary Disease: A Randomized, Double-Blind, Placebo-Controlled Trial

Schwameis, R.; Pils, S.; Weber, M.; Hagmann, M.; Zeitlinger, M.; Saueremann, R. (Vienna)

Short Communications

1 Influence of the Surfactant Tyloxapol on Mucociliary Clearance in Human Respiratory Cystic Fibrosis Cells

Beubler, E. (Graz); Fischer, R.; Untersteiner, G. (München); Strohmaier, W. (Luxembourg)

13 GABA_A Receptor Modulation by Phenyl Ring Compounds Is Associated with a Water Solubility Cut-Off Value

Brosnan, R.J.; Pham, T.L. (Davis, Calif.)

70 Comparison of Pantoprazole Concentrations in Simultaneous Cerebrospinal Fluid and Serum Samples

Sigaroudi, A. (Cologne); Stelzer, C.; Braun, T. (Nürnberg-Heroldsberg); Frechen, S. (Cologne); Hüttner, S. (Nürnberg-Heroldsberg); Schröter, M. (Cologne); Kinzig, M. (Nürnberg-Heroldsberg); Fuhr, U. (Cologne); Holzgrabe, U. (Würzburg); Sörgel, F. (Nürnberg-Heroldsberg/Essen)

Pharmacology

International Journal of Experimental and Clinical Pharmacology

Founded 1959 as 'Medicina Experimentalis', continued 1965–1967 as
'Medicina et Pharmacologia Experimentalis'

Founder: R. Domenjoz (1959–1977)

Successors: B.B. Brodie (1968–1977); K. Lederis (1973–1985); K.-F. Sewing (1978–1998);

E.S. Vesell (1970–2000); R. Kato (1992–1995); T. Watanabe (1995–2001);

T. Iijima (2002–2006); M.L. Billingsley (2001–2013)

Editors

J. Donnerer, Graz
K. Takeuchi, Kyoto
K.E. Vrana, Hershey, Pa.

Editorial Board

C. Antoniou, Athens
J. Ahrens, Hannover
L.Z. Benet, San Francisco, Calif.
M.L. Billingsley, Hershey, Pa.
A. Breckenridge, London
K.K. Burkhardt, Silver Spring, Md.
G. Coruzzi, Parma
S. Dhein, Leipzig
T.L. Goodfriend, Madison, Wisc.
L.S. Harris, Richmond, Va.
M. Hirafuji, Ishikari-Tobetsu
M.D. Hollenberg, Calgary, Alta.
M. Inui, Yamaguchi
K. Ishii, Yamagata
C. Joukhadar, Boston, Mass.

Y. Kamisaki, Osaka
N. Kaplowitz, Los Angeles, Calif.
A. Kawabata, Osaka
A. Levitzki, Jerusalem
B.R. Lucchesi, Ann Arbor, Mich.
W.E. Müller, Frankfurt am Main
N.H. Neff, Columbus, Ohio
J.P. O'Callaghan,
Morgantown, W.Va.
K. Pennypacker, Tampa, Fla.
S. Saha, Kansas City, Mo.
C. Scarpignato, Nantes
C.D. Smith, Charlestown, S.C.
E. Taira, Iwate
C. Zeng, Chongqing City

Submission

The journal publishes articles dealing with all aspects of experimental and clinical pharmacology. Papers dealing with mechanistic aspects at a molecular level are particularly encouraged. They can be full articles as well as short communications of investigative findings. Reviews, comments and perspective notes on timely topics are specifically welcome. Reviews in which a specific field is reviewed through an exhaustive literature survey. An Abstract is required and should be divided into Background, Summary and Key Messages. Review Articles should consist of a maximum of 4,000 words. We consider investigations dealing with biological extracts or with phytopharmaceutical preparations as outside the scope of our journal. Only papers written in English are considered and should be submitted using the online submission website at:

www.karger.com/pha

or sent as e-mail attachment (the preferred word-processing package is MS-Word) to the Editorial Office:

pha@karger.com

Prof. J. Donnerer
S. Karger AG
Editorial Office 'Pharmacology'
P.O. Box
CH-4009 Basel (Switzerland)
Tel. +41 61 306 1356
Fax +41 61 306 1434

Names, postal and e-mail addresses of 4 experts in the appropriate area of research should accompany each manuscript. Referees suggested should not be from the same institution or be research collaborators of the author(s).

Conditions

All manuscripts are subject to editorial review. Manuscripts which do not properly consider ethical issues for humans or animals will not be accepted for publication. In the 'Methods' section, it is recommended to mention the approval given by the responsible authorities. Manuscripts are received with the explicit understanding that they are not under simultaneous consideration by any other publication. Submission of an article for publication implies the transfer of the copyright from the author to the publisher upon acceptance. Accepted papers become the permanent property of *Pharmacology* and may not be reproduced by any means, in whole or in part, without the written consent of the publisher. It is the author's responsibility to obtain permission to reproduce illustrations, tables, etc. from other publications.

Conflicts of Interest

Authors are required to disclose any sponsorship or funding arrangements relating to their research and all authors should disclose any possible conflicts of interest. Conflict of interest statements will be published at the end of the article.

Plagiarism Policy

Whether intentional or not, plagiarism is a serious violation. We define plagiarism as a case in which a paper reproduces another work with at least 25% similarity and without citation. If evidence of plagiarism is found before/after acceptance or after publication of the paper, the author will be offered a chance for rebuttal. If the arguments are not found to be satisfactory, the manuscript will be retracted and the author sanctioned from publishing papers for a period to be determined by the responsible Editor(s).

Ethics

Published research must comply with the guidelines for human studies and animal welfare regulations. Authors should state that subjects have given their informed consent and that the study protocol has been approved by the institute's committee on human research. Further, they should also state that animal experiments conform to institutional standards.

Arrangement

Title page: The first page of each paper should indicate the title, the authors' names, the institute where the work was conducted, and a short title for use as running head.

Full address: The exact postal address of the corresponding author complete with postal code must be given at the bottom of the title page. Please also supply phone and fax numbers, as well as e-mail address.

Key words: Please supply 3–10 key words in English that reflect the content of the paper.

Abstract of Reviews: Should be divided into the following subsections: Background, Summary and Key Messages. The Background should provide a brief clinical context for the review and is followed by the Summary, which should include a concise description of the main topics covered in the text. The Key Messages encapsulate the main conclusions of the review.

Abstract of Original Papers or Short Communications: Each paper needs an abstract of up to 10 lines.

Drug names: Authors are requested to use International non-proprietary names definitely recommended or, if no final recommendation has been made, proposed by the World Health Organisation (WHO). The use of laboratory code numbers necessitates prior explanation by chemical name or structural formula.

Footnotes: Avoid footnotes.

Tables and illustrations: Tables and illustrations (both numbered in Arabic numerals) should be prepared on separate pages. Tables require a heading and figures a legend, also prepared on a separate page. Due to technical reasons, figures with a screen background should not be submitted. When possible, group several illustrations in one block for

reproduction (max. size 180 × 223 mm) or provide crop marks. Each illustration must be labeled with its number and the first author's name. The final resolution for b/w half-tone and color illustrations must be 300 dpi after scaling. Line drawings require 800–1,200 dpi. Figure files must not be embedded in a document file but submitted separately (for detailed instructions, see <http://www.karger.com/pha>).

Color illustrations

Online edition: Color illustrations are reproduced free of charge. In the print version, the illustrations are reproduced in black and white. Please avoid referring to the colors in the text and figure legends.

Print edition: Up to 6 color illustrations per page can be integrated within the text at CHF 960.00 per page.

References: In the text identify references by Arabic numerals [in square brackets]. Material submitted for publication but not yet accepted should be noted as [unpublished data] and not be included in the reference list. The list of references should include only those publications which are cited in the text. Do not alphabetize; number references in the order in which they are first mentioned in the text. The surnames of the authors followed by initials should be given. There should be no punctuation other than a comma to separate the authors. Preferably, please cite all authors. Abbreviate journal names according to the Index Medicus system. Also see International Committee of Medical Journal Editors: Uniform requirements for manuscripts submitted to biomedical journals (www.icmje.org).

Examples

(a) *Papers published in periodicals:* Sun J, Koto H, Chung KF: Interaction of ozone and allergen challenges on bronchial responsiveness and inflammation in sensitised guinea pigs. *Int Arch Allergy Immunol* 1997;112:191–195.

(b) *Papers published only with DOI numbers:* Theoharides TC, Boucher W, Spear K: Serum interleukin-6 reflects disease severity and osteoporosis in mastocytosis patients. *Int Arch Allergy Immunol* DOI: 10.1159/000063858.

(c) *Monographs:* Matthews DE, Farewell VT: *Using and Understanding Medical Statistics*, ed 3, revised. Basel, Karger, 1996.

(d) *Edited books:* Parren PWHI, Burton DR: *Antibodies against HIV-1 from phage display libraries: Mapping of an immune response and progress towards antiviral immunotherapy*; in Capra JD (ed): *Antibody Engineering*. Chem Immunol. Basel, Karger, 1997, vol 65, pp 18–56.

Reference Management Software: Use of EndNote is recommended for easy management and formatting of citations and reference lists.

Digital Object Identifier (DOI)

S. Karger Publishers supports DOIs as unique identifiers for articles. A DOI number will be printed on the title page of each article. DOIs can be useful in the future for identifying and citing articles published online without volume or issue information. More information can be found at www.doi.org.

Supplementary Material

Supplementary material is restricted to additional data that are not necessary for the scientific integrity and conclusions of the paper. Please note that all supplementary files will undergo editorial review and should be submitted together with the original manuscript. The Editors reserve the right to limit the scope and length of the supplementary material. Supplementary material must meet production quality standards for Web publication without the need for any modification or editing. In general, supplementary files should not exceed 10 Mb in size. All figures and tables should have titles and legends and all files should be supplied separately and named clearly. Acceptable files and formats are: Word or PDF files, Excel spreadsheets (only if the data cannot be converted properly to a PDF file), and video files (.mov, .avi, .mpeg).

Self-Archiving/Green Open Access

Karger permits authors to archive their pre-prints (i.e. pre-peer review) or post-prints (i.e. accepted manuscript after peer review but before production) on their personal or their institution's internal website. In addition, authors may post their accepted manuscripts in public Open Access repositories and scientific networks (e.g. ResearchGate or Mendeley) no earlier than 12 months following publication of the final version of their article. For all self-archiving, the posted manuscripts must:

- Be used for noncommercial purposes only
- Be linked to the final version on www.karger.com
- Include the following statement:

'This is the peer-reviewed but unedited manuscript version of the following article: [insert full citation, e.g. Cytogenet Genome Res 2014;142:227–238 (DOI: 10.1159/000361001)]. The final, published version is available at [http://www.karger.com/?doi=\[insert DOI number\]](http://www.karger.com/?doi=[insert DOI number]).'

It is the author's responsibility to fulfill these requirements.

For papers published online first with a DOI number only, full citation details must be added as soon as the paper is published in its final version. This is important to ensure that citations can be credited to the article.

Manuscripts to be archived in PubMed Central due to funding requirements will be submitted by Karger on the author's behalf [see Funding Organizations (NIH etc.)].

For self-archiving Author's Choice™ (Gold Open Access) articles, see Author's Choice™.

Author's Choice™

Karger's Author's Choice™ service broadens the reach of your article and gives all users worldwide free and full access for reading, downloading and printing at www.karger.com. The option is available for a one-time fee of CHF 3,000.00, which is a permissible cost in grant allocation. More information can be found at www.karger.com/authors_choice. The final, published version of the article may be posted at any time and in any repository or on other websites, in accordance with the relevant Creative Commons license. Reposted Open Access articles must:

- Follow the terms of the relevant Creative Commons license
- Be linked to the final version on www.karger.com
- Include the following statement:

'The final, published version of this article is available at [http://www.karger.com/?doi=\[insert DOI number\]](http://www.karger.com/?doi=[insert DOI number]).'

It is the author's responsibility to fulfill these requirements.

For papers published online first with a DOI number only, full citation details must be added as soon as the paper is published in its final version. This is important to ensure that citations can be credited to the article.

Funding Organizations (NIH etc.)

The U.S. National Institutes of Health (NIH) Public Access Policy mandates that accepted, peer-reviewed manuscripts are archived in its digital database, PubMed Central (PMC), within 12 months of the official publication date. As a service to authors, Karger submits NIH-funded articles to PMC on behalf of the authors immediately upon publication. The NIH assigns a PMCID within approximately 1 month and the manuscript will appear in PMC after a 12-month embargo. For authors making their paper Open Access through Author's Choice™, the embargo will be overridden, thereby accelerating the accessibility of the article. Karger also complies with other funders' requirements (including Wellcome Trust and RCUK) for submission to PMC. Authors should include information on their grants in the Acknowledgements section of their papers.

Page Charges

There are no page charges for papers of 3 or fewer printed pages (including tables, illustrations and references). Each additional complete or partial page is charged to the author at CHF 325.00. The allotted size of a paper is equal to approx. 14 manuscript pages (including tables, illustrations and references).

Proofs

Unless indicated otherwise, proofs are sent to the corresponding author and should be returned with the least possible delay. Alterations other than the correction of printer's errors are charged to the author.

Reprints

Order form and price list is sent with the pdf proofs. Orders submitted after the issue is printed are subject to considerably higher prices.

ISSN Print Edition: 0031-7012
ISSN Online Edition: 1423-0313

Journal Homepage: www.karger.com/pha

Publication Data: *Pharmacology* is published 12 times a year. Volumes 97-98, each with 6 issues, appear in 2016.

Copyright: © 2016 S. Karger AG, Basel (Switzerland). All rights reserved. No part of this publication may be translated into other languages, reproduced or utilized in any form or by any means, electronic or mechanical, including photocopying, recording, microcopying, or by any information storage and retrieval system, without permission in writing from the publisher or, in the case of photocopying, direct payment of a specified fee to the Copyright Clearance Center.

Disclaimer: The statements, opinions and data contained in this publication are solely those of the individual authors and contributors and not of the publisher and the editor(s). The appearance of advertisements in the journal is not a warranty, endorsement, or approval of the products or services advertised or of their effectiveness, quality or safety. The publisher and the editor(s) disclaim responsibility for any injury to persons or property resulting from any ideas, methods, instructions or products referred to in the content or advertisements.

Subscription Rates: Subscriptions run for a full calendar year. Prices are given per year.

Personal subscription:

Print or Online	Print+Online combined
CHF 1768.00	CHF 1868.00
EUR 1578.00	EUR 1658.00
USD 1901.00	USD 2009.00

postage and handling (added to print and print+online)
 CHF 91.20 Europe, CHF 134.40 Overseas

EUR 81.60
 USD 124.80

Institutional subscription:

Print or Online	Print+Online combined
CHF 3535.00	CHF 4065.00
EUR 3156.00	EUR 3629.00
USD 3801.00	USD 4371.00

postage and handling (added to print and print+online)
 CHF 114.00 Europe, CHF 168.00 Overseas

EUR 102.00
 USD 156.00

Back Volumes and Single Issues: Information on availability and prices of single print issues and print or electronic back volumes can be obtained from Customer Service at service@karger.ch.

Bibliographic Indices: This journal is regularly listed in bibliographic services, including *Current Contents*® and PubMed/MEDLINE.

Photocopying: This journal has been registered with the Copyright Clearance Center (CCC), as indicated by the code appearing on the first page of each article. For readers in the US, this code signals consent for copying of articles for personal or internal use, or for the personal or internal use of specific clients, provided that the stated fee is paid per copy directly to

Copyright Clearance Center Inc.
 222 Rosewood Drive
 Danvers, MA 01923 (USA)

A copy of the first page of the article must accompany payment. Consent does not extend to copying for general distribution, for promotion, for creating new works, or for resale. In these cases, specific written permission must be obtained from the copyright owner, S. Karger AG, P.O. Box CH-4009 Basel (Switzerland).

Subscription Orders:

Orders can be placed at agencies, bookstores, directly with the Publisher

S. Karger AG

Medical and Scientific Publishers
 Allschwilerstrasse 10
 CH-4009 Basel
 Switzerland

t: +41 61 306 11 11
 f: +41 61 306 12 34
 e: karger@karger.com
 w: www.karger.com

(for courier services only:
 Allschwilerstrasse 10
 CH-4055 Basel)

or further Karger offices
 or representatives:

Germany

S. Karger GmbH

Postfach
 79095 Freiburg
 Deutschland
 (Hausadresse: Wilhelmstrasse 20A,
 79098 Freiburg)

t: +49 761 45 20 70
 f: +49 761 45 20 714
 e: information@karger.de
 w: www.karger.de

Japan

Karger Japan, Inc.

Shiba Daimon Asahi Bldg. 2F
 1-2-23 Shiba Daimon
 Minato-ku
 Tokyo 105-0012
 Japan

t: +81 3 6435 6242
 f: +81 3 6435 6244
 e: publisher@karger.jp
 w: www.karger.jp

USA

S. Karger Publishers, Inc.

26 West Avon Road
 P.O. Box 529
 Unionville, CT 06085
 USA

Toll free: +1 800 828 5479
 t: +1 860 675 7834
 f: +1 860 675 7302
 e: kargerusa@karger.com

France

Enter & Read

Albertine Luginbuhl
 23, rue du Départ, boîte 37
 75014 Paris

France
 t: +33 (0) 6 81 04 76 85
 e: albertineluginbuhl@orange.fr

South East Asia, China and Taiwan

Karger Regional Office (Malaysia)

Level 28-03-03A, PJ Exchange
 No. 16A, Persiaran Barat
 46050 Petaling Jaya
 Selangor Darul Ehsan
 Malaysia

t: +60 3 7962 0158
 f: +60 3 7962 0001
 e: service@karger.cn; r.chew@karger.cn

Karger China

51F Raffles City Centre
 268 Xi Zang Middle Road
 Huang Pu District
 Shanghai 200001
 P.R. China

t: +86 21 2312 7673
 f: +86 21 2312 7777
 e: service@karger.cn
r.chew@karger.cn
 w: www.karger.cn

India, Bangladesh, Sri Lanka

Karger India

Plot No. 17, Yusuf Sarai Market
 B.L. Glass Building, 2nd Floor
 Sri Aurobindo Marg
 New Delhi 110 016
 India

t: +91 11 46029 633
 f: +91 11 46029 634
 c: +91 98 91052 128
 e: r.kumar@kargerindia.com
 w: www.karger.com


Change of Address:

Both old and new address should be sent to the subscription source.

Contents

[See the journal website for contents](#)

Medical Statistics has never been easier!



David E. Matthews
Vernon T. Farewell

Using and Understanding Medical Statistics

5th, revised and extended edition

Matthews, D.E. (Waterloo, Ont.);
Farewell, V.T. (Cambridge)
Using and Understanding Medical Statistics
5th, revised and extended edition
XX + 338 p., 48 fig., 103 tab., 2015
CHF 49.00 / EUR 46.00 / USD 54.00
(hard cover + online supplementary material)
Online version for institutional purchase
Prices subject to change, VAT not included
EUR price for eurozone countries, USD price for
USA and Latin America only
ISBN 978-3-318-05458-3
(hard cover + online supplementary material)
e-ISBN 978-3-318-05459-0

eBook available on:



Dear Librarian

I have reviewed this publication and
would like to recommend it for our library.

Recommended by:

Department:

Date:

Signature:

Orders may be placed with any bookshop,
subscription agency, directly with the publisher
or through a Karger distributor.

The fifth revised edition of this highly successful book presents the most extensive enhancement since *Using and Understanding Medical Statistics* was first published 30 years ago. Without question, the single greatest change has been the inclusion of source code, together with selected output, for the award-winning, open-source, statistical package known as R. This innovation has enabled the authors to de-emphasize formulae and calculations, and let software do all of the 'heavy lifting'.

This edition also introduces readers to several graphical statistical tools, such as Q-Q plots to check normality, residual plots for multiple regression models, funnel plots to detect publication bias in a meta-analysis and Bland-Altman plots for assessing agreement in clinical measurements. New examples that better serve the expository goals have been added to a half-dozen chapters. In addition, there are new sections describing exact confidence bands for the Kaplan-Meier estimator, as well as negative binomial and zero-inflated Poisson regression models for over-dispersed count data.

The end result is not only an excellent introduction to medical statistics, but also an invaluable reference for every discerning reader of medical research literature.

Contents

Preface to the Fifth Edition
Prefaces to the Previous Editions

- Basic Concepts
- Tests of Significance
- Fisher's Test for 2 × 2 Contingency Tables
- Approximate Significance Tests for Contingency Tables
- Some Warnings concerning 2 × 2 Tables
- Kaplan-Meier or 'Actuarial' Survival Curves
- The Log-Rank or Mantel-Haenszel Test for Comparing Survival Curves
- An Introduction to the Normal Distribution
- Analyzing Normally Distributed Data
- Linear Regression Models for Medical Data
- Binary Logistic Regression
- Regression Models for Count Data
- Proportional Hazards Regression
- The Analysis of Longitudinal Data
- Analysis of Variance
- Data Analysis
- The Question of Sample Size
- The Design of Clinical Trials
- Further Comments regarding Clinical Trials
- Meta-Analysis
- Epidemiological Applications
- Diagnostic Tests
- Agreement and Reliability


References
Subject Index

The easiest way to order: www.karger.com/medical_statistics

Karger – Medical and Scientific Publishers
CH-4009 Basel, Switzerland
orders@karger.com, f: +41 61 306 12 34
www.karger.com

KARGER 125 YEARS

An extensive update providing practical help



Neonatal Pharmacology and Nutrition Update

Editors
Francis B. Mimouni
Johannes N. van den Anker

Neonatal Pharmacology and Nutrition Update

Editors: Mimouni, F.B. (Tel Aviv); van den Anker, J.N. (Washington, D.C./Basel/Rotterdam)
VIII + 128 p., 8 fig., 2 in color, 13 tab., 2015
CHF 126.00 / EUR 118.00 / USD 148.00 (hard cover)
CHF 151.00 / EUR 142.00 / USD 178.00 (online)
Online version for institutional purchase
Prices subject to change, VAT not included
EUR price for eurozone countries, USD price for USA and Latin America only
ISBN 978-3-318-02735-8 (hard cover)
e-ISBN 978-3-318-02736-5

Pediatric and Adolescent Medicine, Vol. 18
Series Editor: Kiess, W. (Leipzig)

Listed in bibliographic services including Book Citation Index



Dear Librarian

I have reviewed this publication and would like to recommend it for our library.

Recommended by:

Department:

Date:

Signature:

Orders may be placed with any bookshop, subscription agency, directly with the publisher or through a Karger distributor.

In order to provide safe and effective drug therapy to neonates, it is necessary to know about and understand the impact their development has on the pharmacokinetics and pharmacodynamics of drugs. The fact that children are different and neonates very different from adults means that, in neonates, it would be unwise to dose medications by scaling down adult doses proportionately, simply attempting to match their smaller weight and/or body surface area. When one makes decisions about neonatal drug therapy, one must not only take into consideration the available data but also critically assess and interpret this information within the context of fetal development and maturational processes as well as within the context of diseases that might affect a drug's biodisposition. This book includes the latest information on the regulation and scientific basis of drug development and also provides a rationale for formula development for preterm infants. It offers guidance on how to translate pharmacokinetic data into dosing recommendations and also covers legal and regulatory issues relating to neonatal pharmacotherapy.

Contents

- Foreword: **Kiess, W.**
- Preface: **Mimouni, F.B.; van den Anker, J.N.**
- Influence of Maturation and Growth on Drug Metabolism from Fetal to Neonatal to Adult Life: **Lindemalm, S.; van den Anker, J.N.**
- How to Translate Pharmacokinetic Data into Dosing Recommendations: **Krekels, E.H.J.; Knibbe, C.A.J.; Pokorna, P.; Tibboel, D.**
- Pharmacovigilance in Neonatal Intensive Care: **Turner, M.A.; Hill, H.**
- Neonatal Formulations and Additives: **Allegaert, K.; Turner, M.A.; van den Anker, J.N.**
- Modelling and Simulation to Support Neonatal Clinical Trials: **Khalil, F.; Läer, S.**
- A Systematic Review of Paracetamol and Closure of Patent Ductus Arteriosus: Ready for Prime Time?: **Hammerman, C.; Mimouni, F.B.; Bin-Nun, A.**
- Formulation of Preterm Formula: What's in it, and Why?: **Mimouni, F.B.; Mandel, D.; Lubetzky, R.**
- Neonatal Pharmacotherapy: Legal and Regulatory Issues: **Bax, R.; Tomasi, P.**

Author Index / Subject Index

The easiest way to order: www.karger.com/pamed

Karger – Medical and Scientific Publishers
CH-4009 Basel, Switzerland
orders@karger.com, f: +41 61 306 12 34
www.karger.com

KARGER 125
YEARS

Journal of Molecular Microbiology and Biotechnology

Editor-in-Chief

M.H. Saier, Jr.,
La Jolla, Calif.

Senior Editors

M.H. Brown,
Adelaide, S.A.

J. Deutscher,
Thiverval-Grignon

G. Gosset,
Cuernavaca

P. Graumann,
Marburg

M. Müller,
Freiburg

D.H. Nies,
Halle/Saale

R. Rabus,
Oldenburg

F.X. Soberon,
Cuernavaca

A. Vastermark,
La Jolla, Calif.



We are entering a new and exciting era of microbiological study and application. Recent advances in the now established disciplines of genomics, proteomics and bioinformatics, together with extensive cooperation between academic and industrial concerns have brought about an integration of basic and applied microbiology as never before. The *Journal of Molecular Microbiology and Biotechnology* (JMMB) aims to reflect this development by publishing original research papers from all areas of microbiology and biotechnology. It also features written symposia on selected topics, timely reviews and minireviews. Theoretical approaches and descriptions of novel, microbiologically relevant software is also considered. Contributions and ideas from large segments of the scientific community are welcome to make JMMB a viable, much-needed and up-and-coming forum for current basic and applied microbiological research.

Journal of Molecular Microbiology and Biotechnology

Founded: 1999

Category: Basic Research

Fields of Interest: Microbiology, Biochemistry

Listed in bibliographic services, including
Journal Citation Reports, *PubMed/MEDLINE*,
Biological Abstracts, *Embase*

2016: Volume 26

6 issues per volume

Language: English

ISSN 1464-1801

e-ISSN 1660-2412

Impact Factor: 2.104


5-Year Impact Factor: 2.171

Selected contributions

- Mechanisms of Cholesterol-Lowering Effects of Lactobacilli and Bifidobacteria Strains as Potential Probiotics with Their *bsh* Gene Analysis: **Öner, Ö.**; **Aslim, B.** (Ankara); **Aydaş, S.B.** (Gölbaşı/Ankara)
- Analysis of the Complete Genomes of *Acholeplasma brassicae*, *A. palmae* and *A. laidlawii* and Their Comparison to the Obligate Parasites from 'Candidatus Phytoplasma': **Kube, M.**; **Siewert, C.** (Berlin); **Migdoll, A.M.** (Heidelberg); **Duduk, B.** (Belgrade); **Holz, S.** (Berlin); **Rabus, R.** (Oldenburg); **Seemüller, E.** (Dossenheim); **Mitrovic, J.** (Belgrade); **Müller, I.** (Berlin/Cologne); **Büttner, C.** (Berlin); **Reinhardt, R.** (Berlin/Cologne)
- Inactivation of Pyruvate Kinase or the Phosphoenolpyruvate: Sugar Phosphotransferase System Increases Shikimic and Dehydroshikimic Acid Yields from Glucose in *Bacillus subtilis*: **Licona-Cassani, C.** (Brisbane, Qld.); **Lara, A.R.** (México, D.F.); **Cabrera-Valladares, N.**; **Escalante, A.**; **Hernández-Chávez, G.**; **Martinez, A.**; **Bolívar, F.**; **Gosset, G.** (Cuernavaca)
- Major Facilitator Superfamily Porters, LacY, FucP and XylE of *Escherichia coli* Appear to Have Evolved Positionally Dissimilar Catalytic Residues without Rearrangement of 3-TMS Repeat Units: **Västermark, Å.**; **Lunt, B.**; **Saier, M.** (La Jolla, Calif.)
- Regulation of *crp* Gene Expression by the Catabolite Repressor/Activator, Cra, in *Escherichia coli*: **Zhang, Z.** (La Jolla, Calif.); **Aboulwafa, M.** (La Jolla, Calif./Cairo); **Saier, M.H.** (La Jolla, Calif.)
- Regression of Solid Tumors by Induction of MazF, a Bacterial mRNA Endoribonuclease: **Shimazu, T.** (Piscataway, N.J.); **Mirochnitchenko, O.** (Bethesda, Md.); **Phadtare, S.** (Camden, N.J.); **Inouye, M.** (Piscataway, N.J.)
- Chromosome Architecture and Segregation in Prokaryotic Cells: **Graumann, P.L.** (Marburg)
- Function of Nucleoid-Associated Proteins in Chromosome Structuring and Transcriptional Regulation: **Dorman, C.J.** (Dublin)

More information at www.karger.com/mmb

State-of-the-art reviews on the complex interplay between pain and psychiatric disorders



Pain in Psychiatric Disorders

Editors
David P. Finn
Brian E. Leonard

Pain in Psychiatric Disorders

Editors: Finn, D.P.; Leonard, B.E. (Galway)
VIII + 182 p., 11 fig., 12 tab., 2015
CHF 139.00 / EUR 130.00 / USD 164.00 (hard cover)
CHF 167.00 / EUR 156.00 / USD 197.00 (online)
Online version for institutional purchase
Prices subject to change, VAT not included
EUR price for eurozone countries, USD price for USA and Latin America only
ISBN 978-3-318-05573-3 (hard cover)
e-ISBN 978-3-318-05574-0

Modern Trends in Pharmacopsychiatry, Vol. 30

Series Editor: Leonard, B.E. (Galway)
Listed in bibliographic services including MEDLINE/Pubmed, Thomson Reuters indices



Dear Librarian

I have reviewed this publication and would like to recommend it for our library.

Recommended by:

Department:

Date:

Signature:

Orders may be placed with any bookshop, subscription agency, directly with the publisher or through a Karger distributor.

This book offers a series of authoritative reviews on pain in psychiatric disorders written by leading experts. They discuss the complex interplay between pain and psychiatric disorders such as anxiety, depression and borderline personality disorder, as well as neurosteroids, epigenetic mechanisms and TRPV1, with a strong focus on neurobiological mechanisms and current and future therapeutic targets. Special attention is given to the importance of inflammation and the immune system as a common substrate in both pain and psychiatric disorders.

The state-of-the-art reviews present both preclinical and clinical research, providing the reader with sound knowledge that provides a basis for further research and clinical practice. *Pain in Psychiatric Disorders* is of special interest to psychiatrists, neurologists, neuroscientists, pharmacologists and other healthcare professionals treating pain in psychiatric patients, as well as research students with an interest in this field.

Contents

Preface: **Finn, D.P.; Leonard, B.E.**

- Animal Models for the Study of Comorbid Pain and Psychiatric Disorders: **Leite-Almeida, H.; Pinto-Ribeiro, F.; Almeida, A.**
- Pain, Depression and Inflammation: Are Interconnected Causative Factors Involved?: **Leonard, B.E.**
- Neuroinflammatory Mechanisms Linking Pain and Depression: **Burke, N.N.; Finn, D.P.; Roche, M.**
- Cytokines in Neuropathic Pain and Associated Depression: **Lees, J.G.; Fivelman, B.; Duffy, S.S.; Makker, P.G.S.; Perera, C.J.; Moalem-Taylor, G.**
- Biogenic Amines and the Amino Acids GABA and Glutamate: Relationships with Pain and Depression: **Benson, C.; Mifflin, K.; Kerr, B.; Jesudasan, S.J.B.; Dursun, S.; Baker, G.**
- Supraspinal Transient Receptor Potential Subfamily V Member 1 (TRPV1) in Pain and Psychiatric Disorders: **Madasu, M.K.; Roche, M.; Finn, D.P.**
- Involvement of Neuroactive Steroids in Pain, Depression and Anxiety: **Mifflin, K.; Benson, C.; Kerr, B.; Aricioglu, F.; Cetin, M.; Dursun, S.; Baker, G.**
- Visceral Pain and Psychiatric Disorders: **Felice, V.D.; Moloney, R.D.; Cryan, J.F.; Dinan, T.G.; O'Mahony, S.**
- Genetic and Epigenetic Mechanisms Linking Pain and Psychiatric Disorders: **Swiergiel, A.H.; Juszcak, G.R.; Stankiewicz, A.M.**
- Emotional and Cognitive Influences on Pain Experience: **Peters, M.L.**
- Generalized Anxiety Disorder and Pain: **Bandelow, B.**
- Pain in Borderline Personality Disorder: **Schmahl, C.; Baumgärtner, U.**

Author Index / Subject Index

The easiest way to order: www.karger.com/motph

Karger – Medical and Scientific Publishers
CH-4009 Basel, Switzerland
orders@karger.com, f: +41 61 306 12 34
www.karger.com

KARGER 125
1875