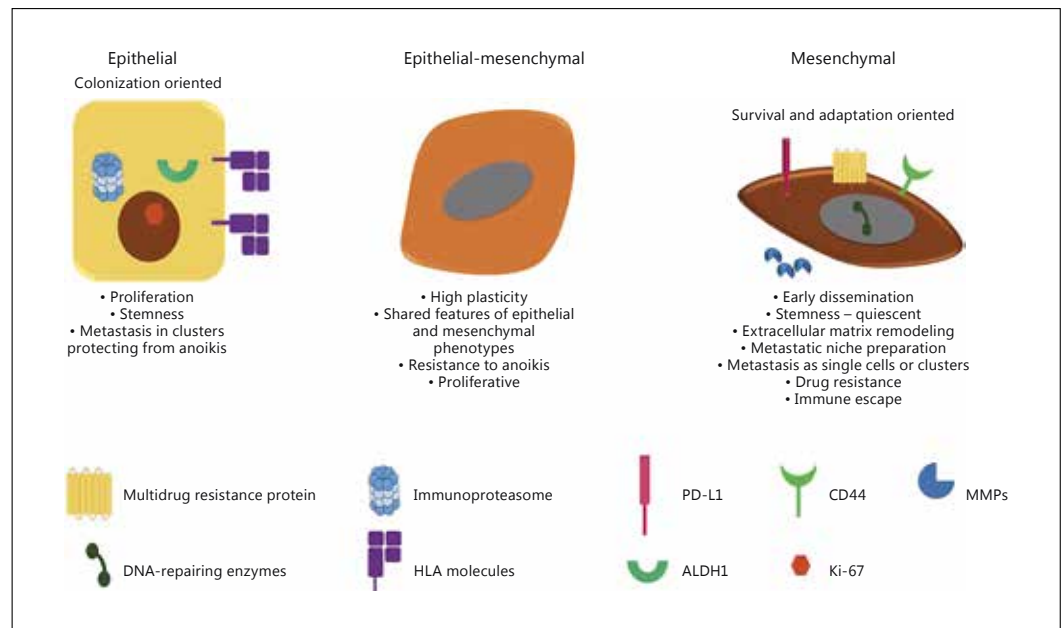


# Pathobiology

Exploring the Basis of Disease



*A single source for international hematology research and clinical practice since 1948*

# Acta Hæmatologica

**Editor-in-Chief**  
**P. Raanani,**  
Petah Tikva

**Associate Editor**  
**R.C. Tait,**  
Glasgow



*Acta Haematologica* is a well-established and internationally recognized clinically-oriented journal featuring balanced, wide-ranging coverage of current hematology research. A wealth of information on such problems as anemia, leukemia, lymphoma, multiple myeloma, hereditary disorders, blood coagulation, growth factors, hematopoiesis and differentiation is contained in first-rate basic and clinical papers some of which are accompanied by editorial comments by eminent experts. These are supplemented by short state-of-the-art communications, reviews and correspondence as well as occasional special issues devoted to 'hot topics' in hematology. Cutting edge clinical information, along translational research relevant to clinical daily life, will keep the practicing hematologist well informed of the new developments in the field.

## **Acta Haematologica**

Founded: 1948

Category: Clinical and Basic Research

Field of Interest: Hematology

Listed in bibliographic services, including:  
*PubMed/MEDLINE, Web of Science, Google Scholar, Scopus, Embase*

2018: Volumes 139, 140

4 issues per volume

Language: English

ISSN 0001-5792

e-ISSN 1421-9662

## **Selected contributions**

- Effect of Vitamin D Replacement on Hemoglobin Concentration in Subjects with Concurrent Iron-Deficiency Anemia and Vitamin D Deficiency: **A Randomized, SingleBlinded, Placebo-Controlled Trial: Sooragonda, B.; Bhadada, S.K.; Shah, V.N.; Malhotra, P.; Ahluwalia, J.; Sachdeva, N.** (Chandigarh)
- Long-Term Effect of High-Dose Dexamethasone with or without Low-Dose Dexamethasone Maintenance in Untreated Immune Thrombocytopenia: **Din, B.; Wang, X.; Shi, Y.; Li, Y. (Huai'an)**
- PRAME Expression and Its Clinical Relevance in Hodgkin's Lymphoma: **Ercolak, V.; Paydas, S.; Bagir, E.; Ergin, M.; Seydaoglu, G.** (Adana); **Celik, H.; Yavuz, B.** (Mersin); **Tanriverdi, K.** (Worcester, MA); **Gunaldi, M.; Afsar, C.U.; Duman, B.B.** (Adana)
- Outcome of Recipients of Hematopoietic Stem Cell Transplants Who Require Intensive Care Unit Support: A Single Institution Experience: **Galindo-Becerra, S.; Labastida-Mercado, N.; Rosales-Padrón, J.; García-Chavez, J.; Soto-Vega, E.; Rivadeneyra-Espinoza, L.; León-Peña, A.A.; Fernández-Lara, D.; Domínguez-Cid, M.; Anthon-Méndez, J.; Arizpe-Bravo, D.; Ruiz-Delgado, G.J.; Ruiz-Argüelles, G.J.** (Puebla)
- Insights into the All-trans-Retinoic Acid and Arsenic Trioxide Combination Treatment for Acute Promyelocytic Leukemia: A Meta-Analysis: **Ma, H.; Yang, J.** (Chengdu)
- Combined Chelation Therapy with Daily Oral Deferiprone and Twice-Weekly Subcutaneous Infusion of Desferrioxamine in Children with  $\beta$ -Thalassemia: 3-Year Experience: **Songdej, D.; Sirachainan, N.; Wongwerawattanakoon, P.; Sasanakul, W.; Kadeegasem, P.; Sungkarat, W.; Chuansumrit, A.** (Bangkok)
- Biosimilar Epoetin Zeta in Oncology and Haematology: Development and Experience following 6 Years of Use: **Michallet, M.** (Pierre Bénite); **Losem, C.** (Neuss)
- Prognosis of Allogeneic Haematopoietic Stem Cell Recipients Admitted to the Intensive Care Unit: A Retrospective, Single-Centre Study: **Lindgaard, S.C.; Nielsen, J.; Lindmark, A.; Sengeløv, H.** (Copenhagen)

More information at [www.karger.com/aha](http://www.karger.com/aha)

**KARGER**

---

# Pathobiology

Founded 1938 as *Schweizerische Zeitschrift für allgemeine Pathologie und Bakteriologie* by A. v. Albertini, A. Grumbach and H. Mooser, continued as *Pathologia et Microbiologia* (1960–1975) and *Experimental Cell Biology* (1976–1989); incorporating *Pathology and Immunopathology Research*, founded 1982 as *Survey and Synthesis of Pathology Research* by J.M. Cruse and R.E. Lewis, continued as *Pathobiology*, edited by J.M. Cruse and R.E. Lewis (1990–1998) Continued by Ch. Wittekind (1999–2004)

---

## Editor-in-Chief

B. Borisch, Geneva

---

## Regional Editor: Far East

W. Yasui, Hiroshima

---

## Editorial Board

N.C. Brembilla, Geneva

E. Chmielik, Gliwice

R. Falcón-Escobedo,

San Luis Potosí

P.L. Fernandez, Barcelona

G. Höfler, Graz

A. Horii, Sendai

C. Jackson, Sydney, N.S.W.

A. Janin, Paris

A. Katalinic, Lübeck

S. Kumar, Manchester

H.-A. Lehr, Lausanne

J.A. Lorente, Granada

A. Perren, Bern

S.A. Pileri, Bologna

A. Porwit, Lund

R.M. Reis, São Paulo

M. Reymond, Herne

A. Shaaban, Birmingham

P. Suat-Cheng, Kuala Lumpur

A. Tannapfel, Bochum

A. Tzankov, Basel

M. Werner, Freiburg

S.M. Willems, Utrecht

H-K. Yang, Seoul

H. Yokozaki, Kobe

K. Zatloukal, Graz

W.L. Zhao, Shanghai

**Aims and Scope**

*Pathobiology* offers a valuable forum for high quality original research into the pathophysiological and pathogenetic mechanisms underlying human disease. Aiming to serve as a bridge between basic biomedical research and clinical medicine, the journal welcomes articles from scientific areas such as pathology, oncology, anatomy, virology, internal medicine, surgery, cell and molecular biology, and immunology. Published bimonthly, the journal features original research papers, reviews, short communications and editorials. Papers highlighting the clinical relevance of pathological data are encouraged. A special section will be devoted to reports on methodological improvements, and in the 'International Forum' section current or controversial issues will be discussed by specialists in the field.

**Submission**

Manuscripts should be submitted using the online submission website at:

[www.karger.com/pat](http://www.karger.com/pat)

Should you experience any problems with your submission, please contact:

[Laetitia.Bourquin@unige.ch](mailto:Laetitia.Bourquin@unige.ch)

Prof. Dr. Bettina Borisch  
Centre Médical Universitaire  
1, rue Michel-Servet  
CH-1211 Genève 4 (Switzerland)

**Conditions**

Manuscripts must be written in English, and are all subject to peer review. Manuscripts are received with the explicit understanding that they are not submitted for simultaneous consideration by any other publication. Submission of an article for publication implies the transfer of the copyright from the author to the publisher upon acceptance. Accepted papers become the permanent property of *Pathobiology* and may not be reproduced by any means, in whole or in part, without the written consent of the publisher. It is the author's responsibility to obtain permission to reproduce illustrations, tables, etc. from other publications. For papers that are accepted for publication, manuscript copies and illustrations will not be returned to the authors. For papers that are rejected, only the set of original figures will be returned.

**Arrangement**

**Title page:** The first page of each paper should indicate the title, the authors' names, the institute where the work was conducted, and a short title for use as running head.

**Full address:** The exact postal address of the corresponding author complete with postal code must be given at the bottom of the title page. Please also supply phone and fax numbers, as well as e-mail address.

**Key words:** Please supply 3–10 key words in English that reflect the content of the paper.

**Abstract:** Each paper needs an abstract of up to 200 words structured with subheadings as follows: **Objective(s), Methods, Results, Conclusion(s).**

**Footnotes:** Avoid footnotes. When essential, they are numbered consecutively and typed at the foot of the appropriate page.

**Tables and illustrations:** Tables and illustrations (both numbered in Arabic numerals) should be prepared on

separate sheets. Tables require a heading and figures a legend, also prepared on a separate sheet. For the reproduction of illustrations, only good drawings and original photographs can be accepted; negatives or photocopies cannot be used. Due to technical reasons, figures with a screen background should not be submitted. When possible, group several illustrations on one block for reproduction (max. size 180 × 223 mm) or provide crop marks. On the back of each illustration, indicate its number, the author's name, and 'top' with a soft pencil. Electronically submitted b/w half-tone and color illustrations must have a final resolution of 300 dpi after scaling, line drawings one of 800–1200 dpi.

**Color illustrations**

**Online edition:** Color illustrations are reproduced free of charge. In the print version, the illustrations are reproduced in black and white. Please avoid referring to the colors in the text and figure legends.

**Print edition:** Up to 6 color illustrations per page can be integrated within the text at CHF 960.00 per page.

**References**

In the text identify references by Arabic numerals [in square brackets]. Material submitted for publication but not yet accepted should be noted as [unpublished data] and not be included in the reference list. The list of references should include only those publications which are cited in the text. Do not alphabetize; number references in the order in which they are first mentioned in the text. The surnames of the authors followed by initials should be given. There should be no punctuation other than a comma to separate the authors. Preferably, please cite all authors. Abbreviate journal names according to the Index Medicus system. (Also see International Committee of Medical Journal Editors: Uniform requirements for manuscripts submitted to biomedical journals. *N Engl J Med* 1997;336:309–315.)

**Examples**

(a) *Papers published in periodicals:* Sun J, Koto H, Chung KF: Interaction of ozone and allergen challenges on bronchial responsiveness and inflammation in sensitised guinea pigs. *Int Arch Allergy Immunol* 1997;112:191–195.

(b) *Papers published only with DOI numbers:* Theoharides TC, Boucher W, Spear K: Serum interleukin-6 reflects disease severity and osteoporosis in mastocytosis patients. *Int Arch Allergy Immunol* DOI: 10.1159/000063858.

(c) *Monographs:* Matthews DE, Farewell VT: *Using and Understanding Medical Statistics*, ed 3, revised. Basel, Karger, 1996.

(d) *Edited books:* Parren PW, Burton DR: Antibodies against HIV-1 from phage display libraries: Mapping of an immune response and progress towards antiviral immunotherapy; in Capra JD (ed): *Antibody Engineering*. Chem Immunol. Basel, Karger, 1997, vol 65, pp 18–56.

**Reference Management Software:** Use of EndNote is recommended for easy management and formatting of citations and reference lists.

**Digital Object Identifier (DOI)**

S. Karger Publishers supports DOIs as unique identifiers for articles. A DOI number will be printed on the title page of each article. DOIs can be useful in the future for identifying and citing articles published online without volume or issue information. More information can be found at [www.doi.org](http://www.doi.org).

**Supplementary Material**

Multimedia files and other supplementary files, directly relevant but not essential to the conclusions of a paper, enhance the online version of a publication and increase its visibility on the web. These files will undergo editorial review. The Editors reserve the right to limit the scope and length of the supplementary material. Multimedia and supplementary material should meet production quality standards for publication without the need for any modification or editing. Files should not exceed 10 MB in size. Figures and tables need to have titles and legends, and all files should be supplied separately and labeled clearly. All supplementary material should be referred to in the main text. A DOI number will be assigned to supplementary material and it will be hosted online at <https://karger.figshare.com> under a CC BY license. Authors will be charged a processing fee of CHF 250.00 for supplementary material.

**Self-Archiving/Green Open Access**

Karger permits authors to archive their pre-prints (i.e. pre-peer review) or post-prints (i.e. accepted manuscript after peer review but before production) on their personal or their institution's internal website. In addition, authors may post their accepted manuscripts in public Open Access repositories and scientific networks (e.g. ResearchGate or Mendeley) no earlier than 12 months following publication of the final version of their article. For all self-archiving, the posted manuscripts must:

- Be used for noncommercial purposes only
- Be linked to the final version on [www.karger.com](http://www.karger.com)
- Include the following statement:

'This is the peer-reviewed but unedited manuscript version of the following article: [insert full citation, e.g. *Cytogenet Genome Res* 2014;142:227–238 (DOI: 10.1159/000361001)]. The final, published version is available at [http://www.karger.com/?doi=\[insert DOI number\]](http://www.karger.com/?doi=[insert DOI number]).'

It is the author's responsibility to fulfill these requirements.

For papers published online first with a DOI number only, full citation details must be added as soon as the paper is published in its final version. This is important to ensure that citations can be credited to the article. Manuscripts to be archived in PubMed Central due to funding requirements will be submitted by Karger on the author's behalf [see Funding Organizations (NIH etc.)].

For self-archiving Author's Choice™ (Gold Open Access) articles, see Author's Choice™.

**Author's Choice™**

Karger's Author's Choice™ service broadens the reach of your article and gives all users worldwide free and full access for reading, downloading and printing at [www.karger.com](http://www.karger.com). The option is available for a one-time fee of CHF 3,000.00, which is a permissible cost in grant allocation. More information can be found at [www.karger.com/authors\\_choice](http://www.karger.com/authors_choice).

The final, published version of the article may be posted at any time and in any repository or on other websites, in accordance with the relevant Creative Commons license. Reposted Open Access articles must:

- Follow the terms of the relevant Creative Commons license

- Be linked to the final version on [www.karger.com](http://www.karger.com)
- Include the following statement:

'The final, published version of this article is available at [http://www.karger.com/?doi=\[insert DOI number\]](http://www.karger.com/?doi=[insert DOI number]).'

It is the author's responsibility to fulfill these requirements.

For papers published online first with a DOI number only, full citation details must be added as soon as the paper is published in its final version. This is important to ensure that citations can be credited to the article.

#### **Funding Organizations (NIH etc.)**

The U.S. National Institutes of Health (NIH) Public Access Policy mandates that accepted, peer-re-

viewed manuscripts are archived in its digital database, PubMed Central (PMC), within 12 months of the official publication date. As a service to authors, Karger submits NIH-funded articles to PMC on behalf of the authors immediately upon publication. The NIH assigns a PMCID within approximately 1 month and the manuscript will appear in PMC after a 12-month embargo. For authors making their paper Open Access through Author's Choice™, the embargo will be overridden, thereby accelerating the accessibility of the article. Karger also complies with other funders' requirements (including Wellcome Trust and RCUK) for submission to PMC. Authors should include information on their grants in the Acknowledgements section of their papers.

#### **Page Charges**

There is no page charge for papers of 7 or fewer printed pages (including tables, illustrations and references). Each additional complete or partial page is charged to the author at CHF 325.00. Three manuscript pages (including tables, illustrations and references) are equal to approximately one printed page.

#### **Electronic Proofs**

Unless indicated otherwise, proofs will be e-mailed to the corresponding author.

#### **Reprints**

Order forms and a price list are sent with the proofs. Orders submitted after the issue is printed are subject to considerably higher prices.

**ISSN Print Edition:** 1015-2008  
**ISSN Online Edition:** 1423-0291

**Journal Homepage:** [www.karger.com/pat](http://www.karger.com/pat)

**Publication Data:** *Pathobiology* is published 6 times a year. Volume 84 with 6 issues appears in 2017.

**Copyright:** © 2017 S. Karger AG, Basel (Switzerland). All rights reserved. No part of this publication may be translated into other languages, reproduced or utilized in any form or by any means, electronic or mechanical, including photocopying, recording, microcopying, or by any information storage and retrieval system, without permission in writing from the publisher.

**Disclaimer:** The statements, opinions and data contained in this publication are solely those of the individual authors and contributors and not of the publisher and the editor(s). The appearance of advertisements in the journal is not a warranty, endorsement, or approval of the products or services advertised or of their effectiveness, quality or safety. The publisher and the editor(s) disclaim responsibility for any injury to persons or property resulting from any ideas, methods, instructions or products referred to in the content or advertisements.

**Subscription Rates:** Subscriptions run for a full calendar year. Prices are given per year.

*Personal subscription:*

<b>Print or Online</b>	<b>Print+Online combined</b>
CHF 556.00	CHF 606.00
EUR 501.00	EUR 541.00
USD 604.00	USD 659.00
<b>postage and handling</b> (added to print and print+online)	
CHF 48.00 Europe, CHF 69.60 Overseas	
EUR 43.20	
USD 67.20	

*Institutional subscription:*

<b>Print or Online</b>	<b>Print+Online combined</b>
CHF 2222.00	CHF 2555.00
EUR 2002.00	EUR 2302.00
USD 2415.00	USD 2777.00
<b>postage and handling</b> (added to print and print+online)	
CHF 60.00 Europe, CHF 87.00 Overseas	
EUR 54.00	
USD 84.00	

*Discount subscription prices:* Members of the AAI.

**Back Volumes and Single Issues:** Information on availability and prices of single print issues and print or electronic back volumes can be obtained from Customer Service at [service@karger.ch](mailto:service@karger.ch).

**Bibliographic Indices:** This journal is regularly listed in bibliographic services, including *Current Contents*® and PubMed/MEDLINE.

**Subscription Orders:**

Orders can be placed at any bookstore, subscription agency, directly with Karger Publishers, or with one of our representatives:

**S. Karger AG**

Medical and Scientific Publishers  
 P.O. Box  
 4009 Basel  
 Switzerland  
 t: +41 61 306 11 11  
 f: +41 61 306 12 34  
 e: [karger@karger.com](mailto:karger@karger.com)  
 w: [www.karger.com](http://www.karger.com)

(for courier services only:  
 Allschwilerstrasse 10  
 4055 Basel/Switzerland)

Germany

**S. Karger GmbH**

Postfach  
 79095 Freiburg  
 Deutschland  
 (Hausadresse: Wilhelmstrasse 20A,  
 79098 Freiburg)  
 t: +49 761 45 20 70  
 f: +49 761 45 20 714  
 e: [information@karger.com](mailto:information@karger.com)  
 w: [www.karger.de](http://www.karger.de)

Japan

**Karger Japan, Inc.**

Shiba Daimon Asahi Bldg. 2F  
 1-2-23 Shiba Daimon  
 Minato-ku  
 Tokyo 105-0012  
 Japan  
 t: +81 3 6435 6242  
 f: +81 3 6435 6244  
 e: [publisher@karger.jp](mailto:publisher@karger.jp)  
 w: [www.karger.jp](http://www.karger.jp)

USA

**S. Karger Publishers, Inc.**

26 West Avon Road  
 P.O. Box 529  
 Unionville, CT 06085  
 USA  
 Toll free: +1 800 828 5479  
 t: +1 860 675 7834  
 f: +1 860 675 7302  
 e: [kargerusa@karger.com](mailto:kargerusa@karger.com)

France

**Enter & Read**

Albertine Luginbuhl  
 23, rue du Départ, boîte 37  
 75014 Paris  
 France  
 t: +33 6 81 04 76 85  
 e: [albertineluginbuhl@orange.fr](mailto:albertineluginbuhl@orange.fr)

South East Asia, China and Taiwan

**Karger Regional Office (Malaysia)**

Level 28-03-03A, PJ Exchange  
 No. 16A, Persiaran Barat  
 46050 Petaling Jaya  
 Selangor Darul Ehsan  
 Malaysia  
 t: +60 3 7962 0158  
 f: +60 3 7962 0001  
 e: [service@karger.cn](mailto:service@karger.cn); [r.chew@karger.cn](mailto:r.chew@karger.cn)

**Karger China**

51F Raffles City Centre  
 268 Xi Zang Middle Road  
 Huang Pu District  
 Shanghai 200001  
 P.R. China  
 t: +86 21 2312 7673  
 f: +86 21 2312 7777  
 e: [service@karger.cn](mailto:service@karger.cn)  
[r.chew@karger.cn](mailto:r.chew@karger.cn)  
 w: [www.karger.cn](http://www.karger.cn)

India, Bangladesh, Sri Lanka

**Karger India**

G202 Jaipuria Sunrise Green  
 Indrapuram  
 Ghaziabad 201014  
 Uttar Pradesh  
 India  
 t: +91 98 10958 282  
 e: [s.chanda@kargerindia.com](mailto:s.chanda@kargerindia.com)

**Change of Address:**

Both old and new address should be sent to the subscription source.

---

# Contents

[See the journal website for contents](#)

... cytology in my genes

# ECC2018

41<sup>st</sup> European Congress of Cytology

Hear from top  
international  
leaders:

Edmund S. Cibas  
Boston, USA

Fernando Schmitt  
Porto, Portugal

Chris JLM Meijer  
Amsterdam, The Netherlands

Andrew Field  
Sydney, Australia

Ritu Nayar  
Chicago, USA

Lukas Bubendorf  
Basel, Switzerland

And many more!

**MADRID**  
10-13 • June • 2018

Congress Secretariat: **kenesgroup**

Tel. +34 913 612 600 • Fax. +34 913 559 208 • ecc2018@kenes.com

Keep updated on: [www.cytology2018.com](http://www.cytology2018.com)

Follow us:



#ECC2018






*An international forum on all aspects of antimicrobial and antitumor chemotherapy*

# Chemotherapy

International Journal of Experimental and Clinical Chemotherapy

**Editor-in-Chief**  
**G. Minotti**, Rome

**Associate Editors**  
**G. Delogu**, Rome  
**G. Graziani**, Rome



This journal publishes original research articles and state-of-the-art reviews on all aspects of antimicrobial and antitumor chemotherapy. The results of experimental and clinical investigations into the microbiological and pharmacologic properties of antibacterial, antiviral and antitumor compounds are major topics of publication. Papers selected for the journal offer data concerning the efficacy, toxicology, and interactions of new drugs in single or combined applications. Studies designed to determine the pharmacokinetic and pharmacodynamic properties of similar preparations and comparing their efficacy are also included. Special emphasis is given to the development of drug-resistance, an increasing problem worldwide.

## Chemotherapy

Founded: 1959

Category: Clinical and Basic Research

Fields of Interest: Infectious Diseases, Oncology

Listed in bibliographic services, including:

*PubMed/MEDLINE, Web of Science,*

*Google Scholar, Scopus, Embase*

2018: Volume 63

6 issues per volume

Language: English

ISSN 0009-3157

e-ISSN 1421-9794

**Impact Factor: 0.843**


## Selected contributions

- Gemcitabine-Induced Subacute Cutaneous Lupus Erythematosus: A Case Report: **Ben Zvi M.** (Tel Aviv) **et al.**
- New Perspectives in the Treatment of Advanced Gastric Cancer: S-1 as a Novel Oral 5-FU-Therapy in Combination with Cisplatin: **Heinemann V.** (München) **et al.**
- Clinical Practice of Adjuvant Chemotherapy in Patients with Early-Stage Epithelial Ovarian Cancer: **Frieling L.M.** (Maastricht/Eindhoven) **et al.**
- Potential of Casiopeinas® Copper Complexes and Antituberculosis Drug Combination against *Mycobacterium tuberculosis*: **Barbosa A.R.** (São Paulo) **et al.**
- Anti-CCR4 Monoclonal Antibody Mogamulizumab Followed by the GDP (Gemcitabine, Dexamethasone and Cisplatin) Regimen in Primary Refractory Angioimmunoblastic T-Cell Lymphoma: **Kato H.** (Nagoya) **et al.**
- Antimicrobial Susceptibility among European Gram-Negative and Gram-Positive Isolates Collected as Part of the Tigecycline Evaluation and Surveillance Trial (2004–2014): **Rodloff A.C.** (Leipzig); **Dowzicky M.J.** (Collegeville, Pa.)
- Clarithromycin Dose-Dependently Stabilizes Rat Peritoneal Mast Cells: **Kazama I.** (Sendai) **et al.**
- Characterization of Integrins and Sulfonamide Resistance Genes among Bacteria from Drinking Water Distribution Systems in Southwestern Nigeria: **Adesoji A.T.**; **Ogunjobi A.A.** (Ibadan); **Olatoye I.O.** (Ibadan/Pullman, Wash.)
- Do You Know Pixantrone?: **Minotti, G.**; **Menna, P.**; **Salvatorelli, E.** (Rome)
- Primary Prevention Strategies for Anthracycline Cardiotoxicity: A Brief Overview: **Menna, P.**; **Salvatorelli, E.** (Rome)

More information at [www.karger.com/che](http://www.karger.com/che)

**KARGER**

*A tribute to the pioneering generation of cytologists and their successors*



# The Six Decades of Acta Cytologica

Editor  
Kari J. Syrjänen

## The Six Decades of Acta Cytologica

Editor: Syrjänen, K.J. (Helsinki)  
156 p., 7 fig., 3 in color, 3 tab., 2017  
CHF 39.00 / EUR 36.00 / USD 46.00  
Soft cover or online prices for personal customers  
Prices subject to change, VAT not included  
EUR price for eurozone countries,  
USD price for USA and Latin America only  
ISBN 978-3-318-06082-9  
e-ISBN 978-3-318-06083-6

Special Topic Issue  
**Acta Cytologica**  
Vol. 61, No. 4-5 (2017)  
Included in subscription

Listed in PubMed/MEDLINE, Web of Science,  
Google Scholar, Scopus, Embase



Dear Librarian

I have reviewed this publication and  
would like to recommend it for our library.

Recommended by:

\_\_\_\_\_

Department:

\_\_\_\_\_

Date:

\_\_\_\_\_

Signature:

\_\_\_\_\_

Orders may be placed with any bookshop,  
subscription agency, directly with the publisher  
or through a Karger representative.

The *Six Decades of Acta Cytologica* commemorates the past six decades of the journal, which coincide with the development of clinical cytology and its emergence as an independent discipline of modern medicine. This issue combines past, present, and future in an intriguing way. The most influential articles from each of the past six decades, published in previous issues of *Acta Cytologica*, have been reprinted in their original version. Each is accompanied by a commentary from a prominent expert in the respective field. This commentary summarizes the original article and its significance and describes its impact on the development of the discipline, and its role in increasing our understanding at a conceptual level. This publication is a tribute to the scientific and clinical work of the pioneering generation of cytologists and their successors, as well as an acknowledgement of the ever increasing complexity of the innovations made by the younger generation of professionals working in this field.

## Contents

Publisher's Note

## Editorials

- The Six Decades of *Acta Cytologica*: **Syrjänen, K.J.**
- Two Fortuitous Papers in 1917 That Conceived Diagnostic Cytopathology: **Chantziantoniou, N.**

## Review

- Inception and Development of the Papanicolaou Stain Method: **Chantziantoniou, N.; Donnelly, A.D.; Mukherjee, M.; Boon, M. E.; Austin, R.M.**

## Commentaries

- George Papanicolaou's Efforts to Develop Novel Cytologic Methods for the Early Diagnosis of Endometrial Carcinoma: **Austin, R.M.**
- A Groundbreaking Work Which Laid the Foundation for Mass Screening in Cervical Cytology in Japan: **Osamura, R.Y.**
- A Review of the Use of Fine-Needle Aspiration Biopsy of Mammary Tumors for Diagnosis and Research: **Tani, E.; Fuentes-Martinez, N.; Skoog, L.**
- Two Landmark Studies Published in 1976/1977 Paved the Way for the Recognition of Human Papillomavirus as the Major Cause of the Global Cancer Burden: **Syrjänen, K.J.**
- Criticism of the Pap Smear as a Diagnostic Tool in Cervical Cancer Screening: **Schneider, V.**
- Dr. Bibbo's Presidential Address on Automation in Cytology: Were Her Predictions Right, Wrong, or Somewhere in the Middle?: **Wilbur, D.C.**
- The Bethesda System for Reporting Cervical Cytology: A Historical Perspective: **Nayar, R.; Wilbur, D.C.**
- Expectations and Projections for the Future of Nongynecological Cytology 10 Years Ago: Did They Materialize and How Did We Do?: **Schmitt, F.C.; Vielh, P.**

Author Index / Subject Index

The easiest way to order: [www.karger.com/acy](http://www.karger.com/acy)

Karger – Medical and Scientific Publishers  
CH-4009 Basel, Switzerland  
orders@karger.com, f: +41 61 306 12 34  
[www.karger.com](http://www.karger.com)

**KARGER**

The search for innovative and effective drugs begins here

# Pharmacology

International Journal of Experimental and Clinical Pharmacology

Editors

**J. Donnerer**, Graz  
**K. Takeuchi**, Kyoto  
**K.E. Vrana**, Hershey, PA



*Pharmacology* is an international forum to present and discuss current perspectives in drug research. The journal communicates research in basic and clinical pharmacology and related fields. It covers biochemical pharmacology, molecular pharmacology, immunopharmacology, drug metabolism, pharmacogenetics, analytical toxicology, neuropsychopharmacology, pharmacokinetics and clinical pharmacology. In addition to original papers and short communications of investigative findings and pharmacological profiles, the journal contains reviews, comments and perspective notes; research communications of novel therapeutic agents are encouraged.

## Pharmacology

Founded: 1959

Category: Clinical and Basic Research

Field of Interest: Pharmacology

Listed in bibliographic services, including:

*PubMed/MEDLINE, Web of Science,  
Google Scholar, Scopus, Embase*

2018: Volumes 101, 102

6 issues per volume

Language: English

ISSN 0031-7012

e-ISSN 1423-0313

Impact Factor: 1.442

## Selected contributions

- Therapeutic Options for Hydrating Airway Mucus in Cystic Fibrosis: **Tildy, B.E.; Rogers, D.F.** (London)
- Downregulation of BDNF Expression by PKC and by TNF- $\alpha$  in Human Endothelial Cells: **Xu, H. (Wuhan/Mainz); Czerwinski, P.; Xia, N.; Förstermann, U.; Li, H.** (Mainz)
- SRS06, a New Semisynthetic Andrographolide Derivative with Improved Anticancer Potency and Selectivity, Inhibits Nuclear Factor- $\kappa$ B Nuclear Binding in the A549 Non-Small Cell Lung Cancer Cell Line: **Lim, J.C.W.; Jeyaraj, E.J.; Sagineedu, S.R.** (Serdang); **Wong, W.S.F.** (Singapore); **Stanslas, J.** (Serdang)
- Thymoquinone Ameliorates Acute Renal Failure in Gentamicin-Treated Adult Male Rats: **Samarghandian, S.** (Neyshabur); **Azimi-Nezhad, M.** (Neyshabur/Mashhad); **Mehrad-Majd, H.; Mirhafez, S.R.** (Neyshabur)
- Population Pharmacokinetics and Therapeutic Efficacy of Febusostat in Patients with Severe Renal Impairment: **Hira, D.** (Otsu); **Chisaki, Y.** (Kyoto); **Noda, S.; Araki, H.; Uzu, T.; Maegawa, H.** (Otsu); **Yano, Y.** (Kyoto); **Morita, S.; Terada, T.** (Otsu)
- Discrepancies in Assessment of Adherence to Antiplatelet Treatment after Myocardial Infarction: **Kubica, A.; Kasprzak, M.; Obońska, K.; Fabiszak, T.; Laskowska, E.; Navarese, E.P.; Koziński, M.; Sztuba, B.; Świątkiewicz, I.; Grzešek, G.; Kubica, J.** (Bydgoszcz)
- S-777469, a Novel Cannabinoid Type 2 Receptor Agonist, Suppresses Itch-Associated Scratching Behavior in Rodents through Inhibition of Itch Signal Transduction: **Haruna, T.; Soga, M.; Morioka, Y.; Hikita, I.; Imura, K.; Furue, Y.; Yamamoto, M.; Imura, C.; Ikeda, M.; Yamauchi, A.; Deguchi, M.; Shichijo, M.; Arimura, A.; Yasui, K.** (Osaka)
- Serious and Long-Term Adverse Events Associated with the Therapeutic and Cosmetic Use of Botulinum Toxin: **Yiannakopoulou, E.** (Athens)

More information at [www.karger.com/pha](http://www.karger.com/pha)

**KARGER**

*The interdisciplinary 'hub' for researchers, clinicians and public health professionals*



[www.biomedicinehub.com](http://www.biomedicinehub.com)

**An international Editorial Board with more than 170 renowned specialists guarantees high-quality and relevant content.**

- open access
- peer-reviewed
- fast online publication

**There is currently no Article Processing Charge (APC).**

*Biomedicine Hub* is an interdisciplinary journal: a 'hub' for researchers, clinicians and public health professionals across biomedical disciplines to share research findings, ideas, theories, experimental results and clinical experience.

*Biomedicine Hub* aims at facilitating the exchange of knowledge between disciplines, with a focus on translational science for the development of cutting-edge technologies and the improvement of health care. A further focus is on emerging interdisciplinary fields at the forefront of medicine.

**Biomedicine Hub**

Founded: 2015

Category: Basic, Translational and Clinical Research


Fields of Interest: All

Listed in bibliographic services, including: *Google Scholar*



2018: Vol. 3  
online only  
Language: English  
e-ISSN 2296-6870

More information at  
[www.biomedicinehub.com](http://www.biomedicinehub.com)



KF18008

# Pathobiology

## Original Papers

- 229 Chrysolite Causes Human Bronchial Epithelial Cell Apoptosis in Response to the Fas-Mediated Apoptosis Pathway**  
Zhang, M.; Chen, J.; Jiang, Z.; Zhu, L.; Wu, W.; Xiao, Y.; Chen, K. (Hangzhou)
- 237 Fatty Acids Induce Stemness in the Stromal Cells of a CT26 Mouse Tumor Model**  
Kawahara, I.; Mori, T. (Kashihara/Ikoma); Goto, K. (Kashihara/Katano); Fujii, K.; Ohmori, H.; Kishi, S.; Fujiwara-Tani, R.; Kuniyasu, H. (Kashihara)
- 243 Distinct Dynamics of Mitotic Transition in B-Cell Lymphoma and Reactive B-Cell Lymphoproliferations Determined by H3S10 Phosphohistone Immunolabeling**  
Méhés, G.; Hegyi, K.; Jobanputra, R.; Beke, L.; Vereb, G.; Bedekovics, J. (Debrecen)
- 251 Cytoplasmic Lipid Accumulation Characteristic of the Cribriform Variant of Papillary Thyroid Carcinoma**  
Takada, N.; Hirokawa, M.; Ito, A.; Suzuki, A.; Higuchi, M.; Kuma, S.; Hayashi, T. (Kobe); Daa, T. (Yufu); Miyauchi, A. (Kobe)

## Reviews

- 258 Increased Risk of Atherosclerosis in Patients with Sarcoidosis**  
Bargagli, E.; Rosi, E.; Pistolesi, M.; Lavorini, F.; Voltolini, L. (Florence); Rottoli, P. (Siena)
- 264 The Landscape of Circulating Tumor Cell Research in the Context of Epithelial-Mesenchymal Transition**  
Markiewicz, A.; Żaczek, A.J. (Gdansk)