


Neuro epidemiology



S. Karger
Medical and Scientific Publishers
Basel · Freiburg · Paris ·
London · New York · Chennai ·
New Delhi · Bangkok · Beijing ·
Shanghai · Tokyo · Kuala Lumpur ·
Singapore · Sydney

KARGER

Medical Statistics has never been easier!



David E. Matthews
Vernon T. Farewell

Using and Understanding Medical Statistics

5th, revised and extended edition

Matthews, D.E. (Waterloo, Ont.);
Farewell, V.T. (Cambridge)
Using and Understanding Medical Statistics
5th, revised and extended edition
XX + 338 p., 48 fig., 103 tab., 2015
CHF 49.00 / EUR 46.00 / USD 54.00
(hard cover + online supplementary material)
Online version for institutional purchase
Prices subject to change, VAT not included
EUR price for eurozone countries, USD price for
USA and Latin America only
ISBN 978-3-318-05458-3
(hard cover + online supplementary material)
e-ISBN 978-3-318-05459-0

eBook available on:



Dear Librarian

I have reviewed this publication and
would like to recommend it for our library.

Recommended by:

Department:

Date:

Signature:

Orders may be placed with any bookshop,
subscription agency, directly with the publisher
or through a Karger distributor.

The fifth revised edition of this highly successful book presents the most extensive enhancement since *Using and Understanding Medical Statistics* was first published 30 years ago. Without question, the single greatest change has been the inclusion of source code, together with selected output, for the award-winning, open-source, statistical package known as R. This innovation has enabled the authors to de-emphasize formulae and calculations, and let software do all of the 'heavy lifting'.

This edition also introduces readers to several graphical statistical tools, such as Q-Q plots to check normality, residual plots for multiple regression models, funnel plots to detect publication bias in a meta-analysis and Bland-Altman plots for assessing agreement in clinical measurements. New examples that better serve the expository goals have been added to a half-dozen chapters. In addition, there are new sections describing exact confidence bands for the Kaplan-Meier estimator, as well as negative binomial and zero-inflated Poisson regression models for over-dispersed count data.

The end result is not only an excellent introduction to medical statistics, but also an invaluable reference for every discerning reader of medical research literature.

Contents

Preface to the Fifth Edition
Prefaces to the Previous Editions

- Basic Concepts
- Tests of Significance
- Fisher's Test for 2 × 2 Contingency Tables
- Approximate Significance Tests for Contingency Tables
- Some Warnings concerning 2 × 2 Tables
- Kaplan-Meier or 'Actuarial' Survival Curves
- The Log-Rank or Mantel-Haenszel Test for Comparing Survival Curves
- An Introduction to the Normal Distribution
- Analyzing Normally Distributed Data
- Linear Regression Models for Medical Data
- Binary Logistic Regression
- Regression Models for Count Data
- Proportional Hazards Regression
- The Analysis of Longitudinal Data
- Analysis of Variance
- Data Analysis
- The Question of Sample Size
- The Design of Clinical Trials
- Further Comments regarding Clinical Trials
- Meta-Analysis
- Epidemiological Applications
- Diagnostic Tests
- Agreement and Reliability

References
Subject Index

The easiest way to order: www.karger.com/medical_statistics

Karger – Medical and Scientific Publishers
CH-4009 Basel, Switzerland
orders@karger.com, f. +41 61 306 12 34
www.karger.com

KARGER 125 YEARS

Neuro epidemiology

Founded 1982 by B.S. Schoenberg, continued by M. Alter (1989–1996),
P.B. Gorelick (1997–2000) and G.C. Román (2001–2007)

Editor-in-Chief

V.L. Feigin, Auckland

Associate Editors

E. Beghi, Milan
D.A. Bennett, Oxford
G. Logroscino, Bari
B. Norrving, Lund

Assistant Editors

S. Feigin, Auckland
A. Theadom, Auckland

Editorial Board

A. Anand, Chandigarh	Y. Kokubo, Osaka
G.B.J. Anderson, Chicago, Ill.	A. Korczyn, Tel-Aviv
A. Barber, Auckland	S.-M. Lai, Kansas City, Kans.
S. Barker-Collo, Auckland	L. Liu, Beijing
D.A. Bennett, Chicago, Ill.	M. Liu, Chengdu
F. Bermejo, Madrid	E.D. Louis, New Haven, Conn.
N.E. Bharucha, Mumbai	S. Mehan, Sirsa
G. Boysen, Copenhagen	M.M. Mehdiratta, New Delhi
M. Brainin, Krems	K. Nakashima, Yonago
C. Brayne, Cambridge	L. Nelson, Stanford, Calif.
M.M.B. Breteler, Bonn	P.G. Parmar, Auckland
A. Culebras, Syracuse, N.Y.	P.-M. Preux, Limoges
R. D'Alessandro, Bologna	A.H. Rajput, Saskatoon, Sask.
J.F. Dartigues, Bordeaux	K. Rockwood, Halifax, N.S.
J.L. Fisher, Columbus, Ohio	P.M. Rothwell, Oxford
G.M. Franklin, Seattle, Wash.	R.L. Sacco, Miami, Fla.
M. Giroud, Dijon	O. Shafey, Abu Dhabi
A.J. Hannan, Melbourne, Vic.	Y. Shinohara, Tokyo
G. Hankey, Perth, W.A.	W.F. Stewart, Danville, Pa.
W.A. Hauser, New York, N.Y.	A. Thrift, Melbourne, Vic.
M.A. Ikram, Rotterdam	T. Truelsen, Copenhagen
J. Kesselring, Valens	C. Tzourio, Paris
C. Ketzoian, Montevideo	N. Venketasubramanian, Singapore
S.J. Kittner, Baltimore, Md.	H. von Holst, Stockholm
	W. Wang, Beijing

KARGER

Printed in Germany on acid-free and non-aging paper
(ISO 9706) by Stücker Druck, Ettenheim

Introduction

Neuroepidemiology is a peer-reviewed international journal that publishes manuscripts on all aspects of epidemiology of neurological disorders, including clinical trials and systematic reviews. Its primary focus is on chronic and acute neurological disorders of major importance to clinical medicine, public health, and health care delivery. The journal encourages the use of epidemiology in a multidisciplinary approach to the understanding of neurological disease distribution and determinants of frequency in human populations. The journal also welcomes manuscripts dealing with methodological issues in neuroepidemiological studies. Fast-track evaluation and publication will be secured by online submission, evaluation, and prompt decision, as well as by fast on-line publication of accepted manuscripts, followed by their hard-copy publication.

Submission

Only original papers written in English are considered and should be submitted online:

www.karger.com/ned

Should you experience problems with your submission, please contact:

Svetlana.feigin@auckland.ac.nz

Editorial Office "Neuroepidemiology"
National Institute for Stroke and
Applied Neurosciences
Auckland University of Technology
AA254, 90 Akoranga Drive, Northcote 0627
Private Bag 92006, Auckland 1142
New Zealand
Fax +64 9 921 9620

All manuscripts must be accompanied by a short cover letter to the Editor signed by all authors stating that they agree to the publication of the manuscript. The cover letter should be uploaded during the online submission process.

Names, postal and e-mail addresses of 5 experts in the appropriate area of research should accompany each manuscript. Referees suggested should not be from the same institution or be research collaborators of the author(s).

Conditions

All manuscripts are subject to editorial review. Manuscripts are received with the explicit understanding that they have not been previously published elsewhere and are not under simultaneous consideration by any other publication. Submission of an article for publication implies transfer of copyright from the author to the publisher upon acceptance. Accepted papers become the permanent property of *Neuroepidemiology* and may not be reproduced by any means, in whole or in part, without the written consent of the publisher. It is the author's responsibility to obtain permission to reproduce illustrations, tables, etc. from other publications.

Conflicts of Interest

Authors are required to disclose any sponsorship or funding arrangements relating to their research and all authors should disclose any possible conflicts of interest. Conflict of interest statements will be published at the end of the article.

Ethics

Published research must comply with the guidelines for human studies and animal welfare regulations. Authors should state that subjects have given their informed consent and that the study protocol has been approved by the institute's committee on human research. Further, they should also state that animal experiments conform to institutional standards.

Categories of Manuscripts

(Word limits include tables, illustrations and references) *Original Papers* are full-length research papers which will be considered for the journal. Articles cover topics relevant to neuroepidemiological studies (max. 2,500 words).

Reviews are comprehensive, state-of-the-art papers (systematic reviews or meta-analyses) of important epidemiological or clinical problems relevant to neurological disorders. Reviews may be invited by the Editor or they may be unsolicited views (max. 5,000 words), although in the latter, we ask the author to send the Editor a short outline first (300–400 words) to ensure that a review on a similar subject has not already been commissioned. Manuscripts will be assessed in-house and those judged suitable will be peer reviewed before an editorial decision is made. An Abstract is required and should be divided into Background, Summary and Key Messages.

Editorials are usually invited by the Editor (max. 1,000 words). Please send suggestions to the Editor.

Methods in Neuroepidemiology papers dealing with methodological issues in current neuroepidemiologic studies (e.g. recruitment, exclusion and inclusion criteria, methodological evaluation, novel approaches to clinical trials, statistical analyses and follow-up problems and solutions), particularly with regard to ongoing large population-based studies, controlled clinical trials, cohort and case-control studies are welcome (max. 5,000 words).

Letters to the Editor and *Opinions*. Manuscripts of max. 500 words, 1 figure or table and max. 10 references are considered for publication provided they describe a novel observation or add pertinent new information into the epidemiology or health care of a neurological disease.

Reporting Guidelines

According to the type of the article, we recommend authors to adhere to the following reporting guidelines:

Descriptive incidence studies: The STROND guidelines [Eur J Epidemiol 2015;30:569–576 and Neuroepidemiology 2015;45:71–72].

Observational non-experimental studies (cohort, case-control, and cross-sectional studies): The STROBE (STrengthening the Reporting of OBServational studies in Epidemiology) statement (www.strobe-statement.org).

Reporting randomized controlled trials: The CONSORT (Consolidated Standards of Reporting Trials) statement (www.consort-statement.org).

Randomized controlled trials of herbal interventions: The elaborated CONSORT statement [Ann Intern Med 2006;144:364–367].

Meta-analysis of randomized controlled trials: The Cochrane Collaboration guidelines (www.cochrane.org/resources/handbook).

Meta-analysis of observational studies in epidemiology: The MOOSE (Meta-analysis of Observational Studies in Epidemiology) statement [JAMA 2000;283:2008–2012].

All systematic reviews must describe search strategy, data sources (databases, journals, books, etc) and criteria used to include or exclude studies.

Arrangement

All manuscripts should be arranged in the following order:

- (1) Title
- (2) Key words and abstract
- (3) Text
- (4) Acknowledgments and funding
- (5) References
- (6) Tables
- (7) Figure legends
- (8) Figures

All manuscripts must be typed in double-space, including references, figure legends, and tables, with 1-inch (2.54 cm) margins on all sides. Number every page, beginning with the abstract, including tables, figure legends, and figures, and cite each figure and table in the text numerically. All references must be cited in the text consecutively and be listed in the References.

Title page: The first page of each paper should indicate the title, the authors' names, the institute where the work was conducted, and a short title for use as running head. The number of figures and tables should also be indicated.

Full address: The exact postal address of the corresponding author complete with postal code must be given at the bottom of the title page. Please also supply phone and fax numbers, as well as e-mail address.

Key words: Please supply 3–10 key words in English that reflect the content of the paper at the bottom of the title page.

Abstract: The Abstract is essential. It should be printed on a separate page (up to 200 words; any abbreviations must be explained) and structured as follows:

Background: Rationale and purpose of the study.

Methods: How the study was performed (samples and/or population, procedures, analytical methods).

Results: The main findings with specific data and their statistical significance, when applicable.

Conclusions: A succinct interpretation of the data presented.

Abstracts of Reviews: Should be divided into the following subsections: Background, Summary and Key Messages. The Background should provide a brief clinical context for the review and is followed by the Summary, which should include a concise description of the main topics covered in the text. The Key Messages encapsulate the main conclusions of the review.

Text: The following are typical main headings used in the text: Introduction, Materials and Methods, Results, Discussion, and Conclusion. Abbreviations must be defined where first mentioned in the abstract and the main text.

Footnotes: Avoid using footnotes in the text. When essential, they are numbered consecutively and typed at the bottom of the appropriate page. In the tables, footnotes are indicated by superscript numerals.

Acknowledgments and funding: This section (when appropriate) should list all sources of funding for the research presented in the manuscript, and substantive contributions of individuals for assistance with the research or manuscript (authors are responsible for ensuring that all persons acknowledged have seen and approved mention of their names in the manuscript). All possible conflicts of interest should also be given here, or state "no conflicts of interest".

Tables and illustrations: Tables and illustrations (both numbered in Arabic numerals) should be prepared on separate pages. Tables require a heading and figures a legend, also prepared on a separate page. For the reproduction of illustrations, only good drawings and original photographs can be accepted; negatives or photocopies cannot be used. Due to technical reasons, figures with a screen background should not be submitted. When possible, group several illustrations in one block for reproduction (max. size 180 × 223 mm) or provide crop marks. Electronically submitted b/w half-tone and color illustrations must have a final resolution of 300 dpi after scaling, line drawings one of 800–1,200 dpi.

Color Illustrations

Online edition: Color illustrations are reproduced free of charge. In the print version, the illustrations are reproduced in black and white. Please avoid referring to the colors in the text and figure legends.

Print edition: Up to 6 color illustrations per page can be integrated within the text at CHF 960.00 per page.

References: Accuracy of reference data is the author's responsibility. In the text cite references consecutively in Arabic numerals [in square brackets]. Material submitted for publication but not yet accepted should be noted as "unpublished data" and not be included in the reference list. "In press" citations must have been accepted for publication and the name of the journal or book publisher should be included. The list of references should include only those publications which are cited in the text. Do not alphabetize; number references in the order in which they are first mentioned in the text. The surnames of the authors followed by initials should be given. There should be no punctuation other than a comma to separate the authors. Preferably, please cite all authors. Abbreviate journal names according to the Index Medicus system. Also see International Committee of Medical Journal Editors: Uniform requirements for manuscripts submitted to biomedical journals (www.icmje.org).

Examples

(a) *Papers published in periodicals:* Chatel J-M, Bernard H, Orson FM: Isolation and characterization of two complete Ara h 2 isoforms cDNA. *Int Arch Allergy Immunol* 2003;131:14–18.

(b) *Papers published only with DOI numbers only:* Theoharides TC, Boucher W, Spear K: Serum interleukin-6 reflects disease severity and osteoporosis in mastocytosis patients. *Int Arch Allergy Immunol* DOI: 10.1159/000063858.

(c) *Monographs:* Matthews DE, Farewell VT: *Using and Understanding Medical Statistics*, ed 3, revised. Basel, Karger, 1996.

(d) *Edited books:* DuBois RN: Cyclooxygenase-2 and colorectal cancer; in Dannenberg AJ, Dubois RN (eds): *COX-2*. Prog Exp Tum Res. Basel, Karger, 2003, vol 37, pp 124–137.

Reference Management Software: Use of EndNote is recommended for easy management and formatting of citations and reference lists.

Digital Object Identifier (DOI)

S. Karger Publishers supports DOIs as unique identifiers for articles. A DOI number will be printed on the title page of each article. DOIs can be useful in the future for identifying and citing articles published online without volume or issue information. More information can be found at www.doi.org

Supplementary Material

Multimedia files and other supplementary files, directly relevant but not essential to the conclusions of a paper, enhance the online version of a publication and increase its visibility on the web. These files will undergo editorial review. The Editors reserve the right to limit the scope and length of the supplementary material. Multimedia and supplementary material should meet production quality standards for publication without the need for any modification or editing. Files should not exceed 10 Mb in size. Figures and tables need to have titles and legends, and all files should be supplied separately and labeled clearly. All supplementary material should be referred to in the main text. A DOI number will be assigned to supplementary material and it will be hosted online at <https://karger.figshare.com> under a CC BY license. Authors will be charged a processing fee of CHF 250.00 for supplementary material.

Self-Archiving/Green Open Access

Karger permits authors to archive their pre-prints (i.e. pre-peer review) or post-prints (i.e. accepted manuscript after peer review but before production) on their personal or their institution's internal website. In addition, authors may post their accepted manuscripts in public Open Access repositories and scientific networks (e.g. ResearchGate or Mendeley) no earlier than 12 months following publication of the final version of their article. For all self-archiving, the posted manuscripts must:

- Be used for noncommercial purposes only
- Be linked to the final version on www.karger.com
- Include the following statement:

"This is the peer-reviewed but unedited manuscript version of the following article: [insert full citation, e.g. *Cytogenet Genome Res* 2014;142:227–238 (DOI: 10.1159/000361001)]. The final, published version is available at [http://www.karger.com/?doi=\[insert DOI number\]](http://www.karger.com/?doi=[insert DOI number])."

It is the author's responsibility to fulfill these requirements.

For papers published online first with a DOI number only, full citation details must be added as soon as the paper is published in its final version. This is important to ensure that citations can be credited to the article. Manuscripts to be archived in PubMed Central due to funding requirements will be submitted by Karger on the author's behalf [see Funding Organizations (NIH etc.)].

For self-archiving Author's Choice™ (Gold Open Access) articles, see Author's Choice™.

Author's Choice™

Karger's Author's Choice™ service broadens the reach of your article and gives all users worldwide free and full access for reading, downloading and printing at www.karger.com. The option is available for a one-time fee of CHF 3,000.00, which is a permissible cost in grant allocation. More information can be found at www.karger.com/authors_choice.

The final, published version of the article may be posted at any time and in any repository or on other websites, in accordance with the relevant Creative Commons license. Reposted Open Access articles must:

- Follow the terms of the relevant Creative Commons license
- Be linked to the final version on www.karger.com
- Include the following statement:

"The final, published version of this article is available at [http://www.karger.com/?doi=\[insert DOI number\]](http://www.karger.com/?doi=[insert DOI number])."

It is the author's responsibility to fulfill these requirements.

For papers published online first with a DOI number only, full citation details must be added as soon as the paper is published in its final version. This is important to ensure that citations can be credited to the article.

Funding Organizations (NIH etc.)

The U.S. National Institutes of Health (NIH) Public Access Policy mandates that accepted, peer-reviewed manuscripts are archived in its digital database, PubMed Central (PMC), within 12 months of the official publication date. As a service to authors, Karger submits NIH-funded articles to PMC on behalf of the authors immediately upon publication. The NIH assigns a PMCID within approximately 1 month and the manuscript will appear in PMC after a 12-month embargo. For authors making their paper Open Access through Author's Choice™, the embargo will be overridden, thereby accelerating the accessibility of the article. Karger also complies with other funders' requirements (including Wellcome Trust and RCUK) for submission to PMC. Authors should include information on their grants in the Acknowledgements section of their papers.

Page Charges

There are no page charges for manuscripts of 3 printed pages or fewer (including tables, illustrations and references). The allotted size of a paper is equal to 2,500 words or approx. 11 double-spaced manuscript pages (including tables, illustrations and references). Each additional complete or partial page is charged to the author at CHF 325.00. Invited Reviews and Methods in Neuroepidemiology papers are exempt of page charges.

Proofs

Unless indicated otherwise, proofs are sent to the corresponding author and should be returned with the least possible delay. Alterations other than the correction of printer's errors are charged to the author.

Reprints

Order forms and a price list are sent with the proofs. Orders submitted after the issue is printed are subject to considerably higher prices.

ISSN Print Edition: 0251-5350
ISSN Online Edition: 1423-0208

Journal Homepage: www.karger.com/ned

Publication Data: *Neuroepidemiology* is published 8 times a year. Volumes 48-49, each with 4 issues, appear in 2017.

Copyright: © 2017 S. Karger AG, Basel (Switzerland). All rights reserved. No part of this publication may be translated into other languages, reproduced or utilized in any form or by any means, electronic or mechanical, including photocopying, recording, microcopying, or by any information storage and retrieval system, without permission in writing from the publisher.

Disclaimer: The statements, opinions and data contained in this publication are solely those of the individual authors and contributors and not of the publisher and the editor(s). The appearance of advertisements in the journal is not a warranty, endorsement, or approval of the products or services advertised or of their effectiveness, quality or safety. The publisher and the editor(s) disclaim responsibility for any injury to persons or property resulting from any ideas, methods, instructions or products referred to in the content or advertisements.

Subscription Rates: Subscriptions run for a full calendar year. Prices are given per year.

Personal subscription:

Print or Online	Print+Online combined
CHF 1177.00	CHF 1277.00
EUR 1061.00	EUR 1141.00
USD 1280.00	USD 1388.00
postage and handling (added to print and print+online)	
CHF 64.00 Europe, CHF 92.80 Overseas	
EUR 57.60	
USD 89.60	

Institutional subscription:

Print or Online	Print+Online combined
CHF 3364.00	CHF 3869.00
EUR 3031.00	EUR 3486.00
USD 3657.00	USD 4206.00
postage and handling (added to print and print+online)	
CHF 80.00 Europe, CHF 116.00 Overseas	
EUR 72.00	
USD 112.00	

Back Volumes and Single Issues: Information on availability and prices of single print issues and print or electronic back volumes can be obtained from Customer Service at service@karger.com.

Bibliographic Indices: This journal is regularly listed in bibliographic services, including *Current Contents*® and PubMed/MEDLINE.

Subscription Orders:

Orders can be placed at agencies, bookstores, directly with the Publisher

S. Karger AG

Medical and Scientific Publishers
Allschwilerstrasse 10
CH-4009 Basel
Switzerland

t: +41 61 306 11 11
f: +41 61 306 12 34
e: karger@karger.com
w: www.karger.com

(for courier services only:
Allschwilerstrasse 10
CH-4055 Basel)

or further Karger offices
or representatives:

Germany
S. Karger GmbH
Postfach
79095 Freiburg
Deutschland
(Hausadresse: Wilhelmstrasse 20A,
79098 Freiburg)
t: +49 761 45 20 70
f: +49 761 45 20 714
e: information@karger.de
w: www.karger.de

Japan
Karger Japan, Inc.
Shiba Daimon Asahi Bldg. 2F
1-2-23 Shiba Daimon
Minato-ku
Tokyo 105-0012
Japan
t: +81 3 6435 6242
f: +81 3 6435 6244
e: publisher@karger.jp
w: www.karger.jp

USA
S. Karger Publishers, Inc.
26 West Avon Road
P.O. Box 529
Unionville, CT 06085
USA
Toll free: +1 800 828 5479
t: +1 860 675 7834
f: +1 860 675 7302
e: kargerusa@karger.com

France
Enter & Read
Albertine Luginbuhl
23, rue du Départ, boîte 37
75014 Paris
France
t: +33 (0) 6 81 04 76 85
e: albertineluginbuhl@orange.fr

South East Asia, China and Taiwan
Karger Regional Office (Malaysia)
Level 28-03-03A, PJ Exchange
No. 16A, Persiaran Barat
46050 Petaling Jaya
Selangor Darul Ehsan
Malaysia
t: +60 3 7962 0158
f: +60 3 7962 0001
e: service@karger.cn; r.chew@karger.cn

Karger China

51F Raffles City Centre
268 Xi Zang Middle Road
Huang Pu District
Shanghai 200001
P.R. China
t: +86 21 2312 7673
f: +86 21 2312 7777
e: service@karger.cn
r.chew@karger.cn
w: www.karger.cn

India, Bangladesh, Sri Lanka

Karger India
Plot No. 17, Yusuf Sarai Market
B.L. Glass Building, 2nd Floor
Sri Aurobindo Marg
New Delhi 110 016
India
t: +91 11 46029 633
f: +91 11 46029 634
c: +91 98 91052 128
e: r.kumar@kargerindia.com
w: www.karger.com

Change of Address:

Both old and new address should be sent to the subscription source.

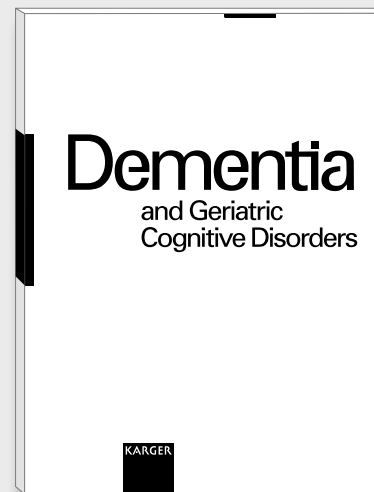
Contents

[See the journal website for contents](#)

A unique journal devoted to the study of cognitive dysfunction in preclinical and clinical studies

Dementia and Geriatric Cognitive Disorders

Editor-in-Chief
V. Chan-Palay,
Singapore



As a unique forum devoted exclusively to the study of cognitive dysfunction, *Dementia and Geriatric Cognitive Disorders* concentrates on Alzheimer's and Parkinson's disease, Huntington's chorea and other neurodegenerative diseases. The journal draws from diverse related research disciplines such as psychogeriatrics, neuropsychology, clinical neurology, morphology, physiology, genetic molecular biology, pathology, biochemistry, immunology, pharmacology and pharmaceuticals. Strong emphasis is placed on the publication of research findings from animal studies which are complemented by clinical and therapeutic experience to give an overall appreciation of the field.

The open access journal *Dementia and Geriatric Cognitive Disorders Extra* provides additional contents based on reviewed and accepted submissions to the main journal *Dementia and Geriatric Cognitive Disorders* on www.karger.com/dee.

Dementia and Geriatric Cognitive Disorders

Founded: 1990

Category: Clinical Research/Basic Research

Fields of Interest: Neurology, Gerontology/Geriatrics

Listed in bibliographic services, including:

PubMed/MEDLINE, Web of Science, Google Scholar, Scopus, Embase

2017: Volumes 43, 44

6 issues per volume

Language: English

ISSN 1420-8008

e-ISSN 1421-9824

Impact Factor: 3.408

Selected contributions

- Effect of Physical Exercise on Cognitive Performance in Older Adults with Mild Cognitive Impairment or Dementia: A Systematic Review: **Öhman, H.** (Helsinki); **Savikko, N.** (Helsinki/Espoo); **Strandberg, T.E.** (Helsinki/Oulu); **Pitkälä, K.H.** (Helsinki/Espoo)
- Mild Cognitive Impairment with Associated Inflammatory and Cortisol Alterations as Independent Risk Factor for Postoperative Delirium: **Kazmierski, J.**; **Banys, A.**; **Latek, J.** (Lodz); **Bourke, J.** (London); **Jaszewski, R.**; **Sobow, T.**; **Kloszewska, I.** (Lodz)
- Serum Lycopene, Lutein and Zeaxanthin, and the Risk of Alzheimer's Disease Mortality in Older Adults: **Min, J.** (Seoul); **Min, K.** (Suwon)
- Neuroinflammation and β Amyloid Deposition in Alzheimer's Disease: In vivo Quantification with Molecular Imaging: **Hommet, C.**; **Mondon, K.**; **Camus, V.**; **Ribeiro, M.J.**; **Beaufils, E.**; **Arlicot, N.**; **Corcia, P.** (Tours); **Paccalin, M.** (Poitiers); **Minier, F.**; **Gosselin, T.** (Tours); **Page, G.** (Poitiers); **Guilloteau, D.**; **Chalon, S.** (Tours)
- Emergence of Mild Cognitive Impairment in Late Middle-Aged Adults in the Wisconsin Registry for Alzheimer's Prevention: **Koscik, R.L.**; **La Rue, A.**; **Jonaitis, E.M.**; **Okonkwo, O.C.**; **Johnson, S.C.**; **Bendlin, B.B.**; **Hermann, B.P.**; **Sager, M.A.** (Madison, Wis.)
- Neuropsychiatric Symptom Profile Differs Based on Pathology in Patients with Clinically Diagnosed Behavioral Variant Frontotemporal Dementia: **Léger, G.C.**; **Banks, S.J.** (Las Vegas, Nev.)
- The Mini-Addenbrooke's Cognitive Examination: A New Assessment Tool for Dementia: **Hsieh, S.** (Sydney, N.S.W.); **McGrory, S.** (Edinburgh); **Leslie, F.** (Sydney, N.S.W.); **Dawson, K.** (Cambridge); **Ahmed, S.**; **Butler, C.R.** (Oxford); **Rowe, J.B.**; **Mioshi, E.** (Cambridge); **Hodges, J.R.** (Sydney, N.S.W.)
- Phase II Crossover Trial of Varenicline in Mild-to-Moderate Alzheimer's Disease: **Kim, S.Y.** (Seoul); **Choi, S.H.** (Incheon); **Rollema, H.** (Mystic, Conn.); **Schwam, E.M.**; **McRae, T.**; **Dubrava, S.**; **Jacobsen, J.** (Groton, Conn.)

More information at www.karger.com/dem

KARGER

Bridging computer science and biomedicine

.... digital
BIOMARKERS

Submit
your paper
now!

Editor-in-Chief

E. R. Dorsey, Rochester, N.Y.

Section Editor

"Network of Digital Evidence (NODE)"

A. Atreja, New York, N.Y.

Advisory Board

M. Frasier, New York, N.Y.

E. Hafen, Zurich

J. Hixson, San Francisco, Calif.

D. Karlin, Boston, Mass.

J. Kvedar, Boston, Mass.

M. Little, Birmingham

K. Mandl, Boston, Mass.

W.J. Marks Jr., San Francisco, Calif.

M. Rebhan, Basel

T. Schwede, Basel

J. Wilbanks, Seattle, Wash.

www.karger.com/dib

- peer-reviewed
- fast online publication
- no article processing charge
- access to data, algorithms and app-repositories

Digital biomarkers are defined as objective, quantifiable physiological and behavioral data that are collected and measured by means of digital devices such as portables, wearables, implantables or ingestibles. The data collected is typically used to explain, influence and/or predict health-related outcomes. Digital biomarkers also represent an opportunity to capture clinically meaningful, objective data.

Multidisciplinary in design, this innovative open access journal bridges the disciplines of computer science, engineering, informatics, biomedicine, regulatory science and digital evidence. Papers are published within 60 days of submission and the inclusion of videos or other visual materials is supported. Moreover, *Digital Biomarkers* provides and supports access to (raw) data, algorithms and app-repositories linked to the articles published in the journal.

Digital Biomarkers

Founded: 2017

Category: Clinical Research

Fields of Interest: *Bioinformatics, Digital Medicine*



2017: Volume 1
2 issues per volume
Language: English
e-ISSN 2504-110X


More information at
www.digitalbiomarkers.info

Three BMA awards for Karger Publishers

We are delighted to announce that three Karger titles received 'Highly Commended' awards by the British Medical Association in their prestigious 2016 Medical Book Competition:




In the category 'Internal Medicine'



Tattooed Skin and Health


Editors: Serup, J. (Copenhagen); Kluger, N. (Helsinki); Bäumler, W. (Regensburg)
X + 258 p., 110 fig., 85 in color, 25 tab., hard cover, 2015
ISBN 978-3-318-02776-1
e-ISBN 978-3-318-02777-8
www.karger.com/cupde

In the category 'Oncology'



Retinal Pharmacotherapeutics




Editors: Nguyen, Q.D. (Omaha, Nebr.); Rodrigues, E.B. (São Paulo); Farah, M.E. (São Paulo); Mieler, W.F. (Chicago, Ill.); Do, D.V. (Omaha, Nebr.)
XVI + 408 p., 83 fig., 71 in color, 33 tab., hard cover, 2016
ISBN 978-3-318-05564-1
e-ISBN 978-3-318-05565-8
www.karger.com/deoph



Immuno-Oncology

Editors: Michielin, O.; Coukos, G. (Lausanne)
VI + 140 p., 8 fig., 5 in color, 11 tab., hard cover, 2015
ISBN 978-3-318-05589-4
e-ISBN 978-3-318-05590-0
www.karger.com/pritr

Karger titles which received awards in previous BMA Medical Book Competitions



KARGER
www.karger.com

Systematic Review

21 Is Periodontal Disease Associated with Alzheimer's Disease? A Systematic Review with Meta-Analysis

Leira, Y.; Domínguez, C.; Seoane, J.; Seoane-Romero, J.; Pías-Peleiteiro, J.M.; Takkouche, B.; Blanco, J.; Aldrey, J.M. (Santiago de Compostela)

Methods in Neuroepidemiology

39 Findings of Vascular Brain Injury and Structural Loss from Cranial Magnetic Resonance Imaging in Elderly American Indians: The Strong Heart Study

Suchy-Dacey, A.M.; Shibata, D.K.; Madhyastha, T.M.; Grabowski, T.J.; Longstreth Jr., W.T.; Buchwald, D.S. (Seattle, WA)

Original Papers

1 Changes in Quality of Life in Parkinson's Disease: How Large Must They Be to Be Relevant?

Horváth, K.; Aschermann, Z.; Kovács, M.; Makkos, A.; Harmat, M.; Janszky, J.; Komoly, S.; Karádi, K.; Kovács, N. (Pécs)

9 An International Evaluation of Cognitive Reserve and Memory Changes in Early Old Age in 10 European Countries

Cadar, D. (London); Robitaille, A. (Ottawa, ON/Victoria, BC); Clouston, S. (New York, NY); Hofer, S.M.; Piccinin, A.M. (Victoria, BC); Muniz-Terrera, G. (London/Edinburgh)

32 Associations between Ischemic Stroke Follow-Up, Socioeconomic Status, and Adherence to Secondary Preventive Drugs in Southern Sweden: Observations from the Swedish Stroke Register (Riksstroke)

Ullberg, T. (Lund/Malmö); Glader, E.-L. (Umeå); Zia, E.; Petersson, J. (Lund/Malmö); Eriksson, M. (Umeå); Norrving, B. (Lund/Malmö)

48 Sex Differences Do Not Exist in Outcomes among Stroke Patients with Intracranial Atherosclerosis in China: Subgroup Analysis from the Chinese Intracranial Atherosclerosis Study

Pu, Y.; Wei, N.; Yu, D.; Wang, Y.; Zou, X. (Beijing); Soo, Y.O.Y. (Shatin); Pan, Y. (Beijing); Leung, T.W.H.; Wong, L.K.S. (Shatin); Wang, Y.; Liu, L. (Beijing) for the Chinese Intracranial Atherosclerosis (CICAS) Study Group

55 Incidence of Multiple Sclerosis in Puerto Rico, 2014: A Population-Based Study

China, A. (Guaynabo/Caguas); Ríos-Bedoya, C.F. (Flint, MI); Rubi, C.; Vicente, I.; Estades, E.R.; Hernandez-Silvestrini, Y.G. (Guaynabo)

63 Changing Epidemiological Patterns in Traumatic Brain Injury: A Longitudinal Hospital-Based Study in Belgium

Peeters, W. (Antwerp); Majdan, M.; Brazinova, A. (Trnava); Nieboer, D. (Rotterdam); Maas, A.I.R. (Antwerp/Edegem)

72 Comparisons of Risk Factors for Intracerebral Hemorrhage versus Ischemic Stroke in Chinese Patients

Tsai, C.-F.; Jeng, J.-S. (Taipei); Anderson, N.; Sudlow, C.L.M. (Edinburgh)

79 Epidemiology of Amyotrophic Lateral Sclerosis in the Republic of Cyprus: A 25-Year Retrospective Study

Demetriou, C.A.; Hadjivasiliou, P.M.; Kleopa, K.A.; Christou, Y.P.; Leonidou, E.; Kyriakides, T.; Zamba-Papanicolaou, E. (Nicosia)

Comments

61 Gender Differences and Stroke Outcomes

Hiraga, A. (Chiba)

71 Evidence of Decreasing Hospital Admissions for Traumatic Brain Injury in Europe

Theadom, A. (Auckland)

86 Erratum