


Medical Principles and Practice

International Journal of the
Kuwait University Health Sciences Centre

KARGER

S. Karger
Medical and Scientific Publishers
Basel · Freiburg · Paris ·
London · New York ·
New Delhi · Bangkok · Beijing ·
Tokyo · Kuala Lumpur ·
Singapore · Sydney

A new vision to understanding medicine



Handbook of Clinical Gender Medicine

Editors
Karin Schenck-Gustafsson
Paula R. DeCola
Donald W. Pfaff
David S. Pisetsky

General Medicine; Internal Medicine; Cardiovascular System; Geriatrics; Immunology; Infectious Diseases; Neurology; Metabolism; Nephrology; Oncology; Pharmacology; Psychology; Psychiatry; Social Medicine; Urology

Gender medicine is an important new field in health and disease. It is derived from top-quality research and encompasses the biological and social determinants that underlie the susceptibility to disease and its consequences. In the future, consideration of the role of gender will undoubtedly become an integral feature of all research and clinical care.

Defining the role of gender in medicine requires a broad perspective on biology and diverse skills in biomedical and social sciences. When these scientific disciplines come together, a revolution in medical care is in the making. Covering twelve different areas of medicine, the practical and useful 'Handbook of Clinical Gender Medicine' provides up-to-date information on the role of gender in the clinical presentation, diagnosis, and management of a wide range of common diseases.

The contributing authors of this handbook are all experts who, in well-referenced chapters, cogently and concisely explain how incorporation of gender issues into research can affect the medical understanding and treatment of heart disease, osteoporosis, arthritis, pain, violence, and malaria among other conditions. This intriguing and unique medical textbook provides readers with a valuable new perspective to understand biology and incorporate gender issues into the different branches of medicine.

Contents

Foreword: **Wainer, J.; Wainer, Z.**
Preface: **Schenck-Gustafsson, K.**

Introduction

Gender Matters: **Wainer, J.; Wainer, Z.**
Biological Sex and the Genome: What Makes Us Ourselves? **Legato, M.J.**

Social and Biological Determinants in Health and Disease

Section Editors: **DeCola, P.R.; Schober, J.M.**

Central Nervous System and Clinical Applications

Section Editor: **Pfaff, D.W.**

Neurology

Section Editor: **Olsson, T.**

Pain

Section Editor: **Murphy, A.Z.**

Circulation

Section Editor: **Schenck-Gustafsson, K.**

Cancer

Section Editor: **Gustafsson, J.-Å.**

Metabolic Disease

Section Editor: **Werner, S.**

Autoimmune, Inflammatory, and Musculoskeletal Disease

Section Editor: **Pisetsky, D.S.**

Infectious Diseases

Section Editor: **Britton, S.**

Urology, Sexual Dysfunction, and Nephrology

Section Editor: **Arver, S.**

Pharmaceutical Drugs

Section Editor: **Parekh, A.**

Geriatrics

Section Editor: **Herlitz, A.**

KARGER

Please see the full contents on:
www.karger.com/gender_medicine

KI 12435

Handbook of Clinical Gender Medicine

Editors: Schenck-Gustafsson, K. (Stockholm); DeCola, P.R.; Pfaff, D.W. (New York, N.Y.); Pisetsky, D.S. (Durham, N.C.)
XVI + 522 p., 62 fig., 4 in color, 63 tab., soft cover, 2012
CHF 69.- / EUR 51.- / USD 69.00
Prices subject to change
EUR price for Germany, USD price for USA only
ISBN 978-3-8055-9929-0
e-ISBN 978-3-8055-9930-6

Please send: _____ copy/ies

Postage and handling free with prepayment

Payment:

Please charge to my credit card
 American Express Diners
 MasterCard Visa

Card No.: _____

Exp. date: _____

CVV/CVC _____

(3 digits in the signature field on the back of Visa and MasterCard)

Check enclosed Please bill me

Orders may be placed with any bookshop, subscription agency, directly with the publisher or through a Karger distributor.

Fax: +41 61 306 12 34

S. Karger AG, P.O. Box, CH-4009 Basel (Switzerland)
E-Mail orders@karger.ch, www.karger.com

Name/Address: _____

Date: _____

Signature: _____



Medical Principles and Practice

International Journal of the Kuwait University Health Sciences Centre

Founded and edited by Mustafa Khogali in 1989; continued by Basil Al-Nakib (1990–1993);
Naji S. Al-Zaid (1994–1998, and 2006); Farida Al-Awadi (1999–2005)

Editorial Board (Kuwait)

Editor-in-Chief

Azu Owunwanne

Editor

Ludmil Benov

Members

Adekunle Adekile
Nawaf Al-Mutairi
Naser Behbehani
Ajit Brindhaban
James D. Craik
Eino Honkala
Joseph Longenecker
Rajaa Marouf
Abu Salim Mustafa
Oludotun Phillips

International Advisory Board

James Aikens, Ann Arbor, Mich., USA
George J. Dohrmann, Chicago, Ill., USA
Ashok K. Grover, Hamilton, Ont., Canada
Seyed E. Hasnain, Hyderabad, India
Kewal K. Jain, Basel, Switzerland
Jasbir S. Juggi, Gurgaon, India
Anne M. Kuijpers-Jagtman, Nijmegen, The Netherlands
Simon Y.K. Law, Hong Kong, China
Edward Y. Lee, Boston, Mass., USA
Fiona Macdonald, Birmingham, UK
Daniel Markovich, St. Lucia, Qld., Australia
Michael M. Meguid, Syracuse, N.Y., USA
Allie Moosa, Cape Town, South Africa
Ferid Murad, Houston, Tex., USA
Clive P. Page, London, UK
Christian S. Stohler, Baltimore, Md., USA
Matti Uusitupa, Kuopio, Finland
Basil Varkey, Milwaukee, Wisc., USA

KARGER

Printed in Switzerland
on acid-free and non-aging
paper (ISO 9706) by
Reinhardt Druck, Basel

Appears bimonthly:
1 volume per year
(6 issues)

Mission Statement

Medical Principles and Practice, the journal of the Kuwait University Health Sciences Centre, aims to be a publication of international repute that serves as a medium for dissemination and exchange of scientific knowledge in the health sciences.

Objectives

1. To publish original research in the health sciences.
2. To publish peer-reviewed articles of current international interest in the form of papers, solicited reviews, case reports, short communications, conference proceedings, discussion forums and letters.

Submission

Manuscripts, written in English (the preferred word-processing package is MS-Word), shall be submitted using the online submission website at:

www.karger.com/mpp

Should you experience any problems with your online submission, please contact the Editorial Office of 'Medical Principles and Practice':

mpp@hsc.edu.kw

Professor Azu Owunwanne
Editor-in-Chief, 'Medical Principles and Practice'
4th Floor, Faculty of Medicine
Health Sciences Centre
Kuwait University
PO Box 24923
Safat 13110
Kuwait
Tel. +965 2534 0479 or +965 2498 6680
Fax +965 2533 3094
www.hsc.edu.kw/vpo/mpp/

Conditions

All manuscripts shall be accompanied by a cover letter from the corresponding author. Please note the Journal only corresponds with the designated author. Manuscripts are received with the explicit understanding that they are not under simultaneous consideration by any other journal and have not been previously published.

The corresponding author must affirm that all co-investigators have been duly credited in the manuscript either as co-authors or in the acknowledgement section. To meet the criteria of authorship, it is necessary to have taken a significant part in the overall conception and design of the research or to have participated in the acquisition, analysis and interpretation of data as well as having written initial drafts of the manuscript, and revised and contributed to the final manuscript. Simply having been a part of the research group or contributing to data collection or providing patients or analysis of tests is not sufficient to satisfy the criteria for authorship. Manuscripts must comply with the ethical standards recommended by the Helsinki Declaration. The editors realize that the use of anesthetics, analgesics and tranquilizers would defeat the purpose of some animal experiments. However, the use of painful or otherwise noxious stimuli must be carefully and thoroughly justified in the manuscript.

Like other international journals, Medical Principles and Practice regards plagiarism and self-plagiarism as unethical behaviour and potential authors are required to be vigilant in ensuring this does not occur in their manuscripts. For a useful discussion of this topic potential authors are referred to the publication by Bretag and Mahmud: Self-plagiarism or appropriate textual re-use. *J Acad Ethics* 2009;7:193–205.

Submission of article(s) for consideration for publication requires transfer of copyright from the author to the publisher. All authors are required to sign the Assignment of Copyright agreement to consign the copyright of their paper to the publisher. Accepted manuscripts become the property of the Journal and may not be reproduced by any means, in whole or in part, without the written consent of the publisher. The copyright shall become void if the manuscript is not accepted for publication.

Review Procedure

All submitted manuscripts are reviewed by the editors for adequacy of documentation, composition and adherence to the guidelines of the Journal. Manuscripts not submitted in accordance with these guidelines will be returned to the author for correction before review. Manuscripts considered suitable for review are sent to at least two reviewers for evaluation. All reviews are confidential. The reviewers are asked to assess the originality, scientific merit, and design of the study, including statistical analysis, professional interest, and overall quality of the manuscript. The reviewer may recommend the manuscript be accepted as is, be revised or rejected. It is unusual for a manuscript to be accepted without revision. Deadline for submission of the revised manuscript is 3 months from the date the reviewers' comments are sent to the corresponding author. The revised manuscript is then reviewed for compliance with reviewers' recommendations and, if deemed acceptable, is edited for clarity, accuracy and style.

Arrangement

Title page: The first page shall indicate the title, authors' names, institution where the work was conducted, exact postal address of the corresponding author complete with postal code and telephone and e-mail address, a short title for use as running head, and a list of 3–10 key words that reflect the content of the paper.

Abstract: Abstracts for Original Research Papers shall not exceed 250 words and should be structured to include four clearly identifiable areas of content: **Objective:** the rationale and importance of the study. **Materials/Subjects and Methods:** description of the materials, animals or subjects, basic design, procedures and the analytical techniques. **Results:** major findings.

Conclusion: significant implication of the finding. Abstracts for Case Reports shall not exceed 100 words and be structured as follows: Objective, Clinical Presentation and Intervention, and Conclusion. **Text:** Manuscripts shall be double spaced using Times New Roman 12-point font. The title page, abstract, and text of the manuscript shall each be submitted separately online. The text of the manuscript includes the list of references, which shall begin on a

separate page, any tables, with each table beginning on a separate page, and the figure legend page. The manuscript shall be numbered sequentially starting with the title page. Major section headings are bold; subheadings are italicized. Generic names shall be used. The use of acronyms is discouraged. Abbreviations shall be explained the first time they appear in the abstract and in the text. Scientific measurements shall be given in SI units. Any statistical procedure used shall be either described in detail or supported by references. The actual calculated p value shall be given.

Original Research Papers: Laboratory or Clinical Investigations are limited to approximately 16 pages, including references (maximum of 30), tables and figures. The text shall consist of Introduction, Materials and Methods (laboratory investigations) or Subjects and Methods (clinical investigations), Results, Discussion, Conclusion, References, Tables, Figure Legends and Figures.

Short Communications: These follow the structure of original papers but are limited to 5 manuscript pages (approximately 1,000 words) including a maximum of 10 references and 1 table or figure.

Case Reports: These consist of an Introduction, Clinical Presentation and Intervention, Discussion that includes the importance of the case reported, and Conclusion. Case Reports shall be limited to 5 typewritten pages with a maximum of 10 references. **Reviews:** These are solicited by the Journal on research of current interest and are limited to 35 pages including references, tables and figures.

Letters: Comments on previously published articles or issues of interest to the public. They should be brief, concise and to the point. Letters commenting on previously published articles shall be received within 1 year of publication of the said article. All letters are subject to editing.

Acknowledgement: Please provide on a separate page if applicable.

References

In-text Citations: References shall be numbered consecutively in the text using Arabic numerals in [square brackets].

Reference List: The order of references in the list of references shall be in the order in which they are first mentioned in the text. Manuscripts accepted for publication but not yet published may be cited, but must be referred to as 'in press'. Cite all authors unless the number exceeds 10, in which case et al. shall be used. Write the last names of the authors followed by initials with no punctuation other than a comma to separate names. The final name shall be followed by a colon, then the title of the article with only the first word capitalized (lower case for remainder of title). The name of the journal, the year published, volume, and the complete range of pages must be listed. Abbreviate journal names according to the Index Medicus system. Also see International Committee of Medical Journal Editors: Uniform requirements for manuscripts submitted to biomedical journals (www.icmje.org).

Reference Management Software: Use of EndNote is recommended for easy management and formatting of citations and reference lists.

Examples

(a) *Papers published in periodicals*: Chatel J-M, Bernard H, Orson FM: Isolation and characterization of two complete Ara h 2 isoforms cDNA. *Int Arch Allergy Immunol* 2003;131:14–18.

(b) *Papers published only with DOI numbers*: Theoharides TC, Boucher W, Spear K: Serum interleukin-6 reflects disease severity and osteoporosis in mastocytosis patients. *Int Arch Allergy Immunol* DOI: 10.1159/000063858.

(c) *Monographs*: Matthews DE, Farewell VT: *Using and Understanding Medical Statistics*, ed 3, revised. Basel, Karger, 1996.

(d) *Edited books*: *DuBois RN: Cyclooxygenase-2 and colorectal cancer*; in Dannenberg AJ, Dubois RN (eds): *COX-2*. *Prog Exp Tum Res*. Basel, Karger, 2003, vol 37, pp 124–137.

Tables and illustrations: Prepare each table or figure on a separate page and identify each using Arabic numerals. Tables require a heading; figures a legend, which shall be prepared on a separate page. Due to technical reasons, figures with a screen background will not be accepted. Electronically submitted b/w half-tone and color illustrations must have a final resolution of 300 dpi after scaling, line drawings one of 800–1,200 dpi. Photomicrographs shall be calibrated on the print by adding a calibration bar (e.g. bar = 1 µm). Patients shown in photographs shall have their identity concealed or provide written consent for publication. If any tables or figures submitted have been published elsewhere, written consent for republication must be obtained by the author from the holders of the copyright (usually the authors and publishers).

Color Illustrations

Online edition: Color illustrations are reproduced free of charge. In the print version, the illustrations

are reproduced in black and white. Please avoid referring to the colors in the text and figure legends. **Print edition**: Up to 6 color illustrations per page can be integrated within the text at CHF 800.00 per page.

Digital Object Identifier (DOI)

S. Karger Publishers supports DOIs as unique identifiers for articles. A DOI number will be printed on the title page of each article. DOIs can be useful in the future for identifying and citing articles published online without volume or issue information. More information can be found at www.doi.org

Supplementary Material

Supplementary material is restricted to additional data that are not necessary for the scientific integrity and conclusions of the paper. Please note that all supplementary files will undergo editorial review and should be submitted together with the original manuscript. The Editors reserve the right to limit the scope and length of the supplementary material. Supplementary material must meet production quality standards for Web publication without the need for any modification or editing. In general, supplementary files should not exceed 10 MB in size. All figures and tables should have titles and legends and all files should be supplied separately and named clearly. Acceptable files and formats are: Word or PDF files, Excel spreadsheets (only if the data cannot be converted properly to a PDF file), and video files (.mov, .avi, .mpeg).

NIH-Funded Research

The US National Institutes of Health (NIH) mandates under the NIH Public Access Policy that final, peer-reviewed manuscripts appear in its digital database within 12 months of the official publication date. As a service to authors, Karger submits the

final version of the article to the PubMed Central, where it will appear after a standard embargo. More details on NIH's Public Access Policy are available at <http://publicaccess.nih.gov/policy.htm>

Self-Archiving

Karger permits authors to archive their pre-prints (i.e. pre-refereeing) or post-prints (i.e. final draft post-refereeing) on their personal or institution's servers, provided the following conditions are met: articles may not be used for commercial purposes, they must be linked to the publisher's version, and acknowledge the publisher's copyright.

Page Charges

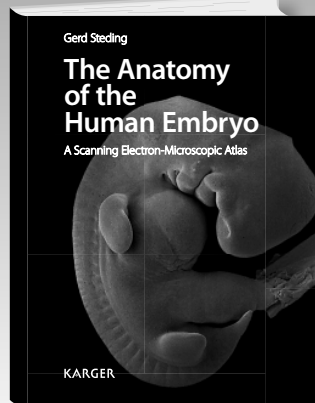
There are no page charges for papers of 5 or fewer printed pages (including tables, illustrations and references). Each additional complete or partial page is charged to the author at CHF 325.00. The allotted size of a paper is equivalent to approximately 16 manuscript pages (including tables, illustrations and references).

Proofs

Unless indicated otherwise, proofs are sent to the corresponding author and should be returned with the least possible delay. Alterations other than the correction of printer's errors are not accepted.

Reprints

Order forms and a price list are sent with the proofs. Orders submitted after the issue is printed are subject to considerably higher prices.



Steding, G. (Göttingen)
The Anatomy of the Human Embryo
A Scanning Electron-Microscopic Atlas
XIV + 516 p., 818 fig., soft cover, 2009
CHF 246.– / EUR 182.– / USD 246.00
ISBN 978-3-8055-9705-0
e-ISBN 978-3-8055-9706-7

Prices subject to change
EUR price for Germany, USD price for USA only

Outstanding pictures providing precious insights into prenatal human development

Gerd Steding **The Anatomy of the Human Embryo** A Scanning Electron-Microscopic Atlas

The present anatomical atlas concentrates on the early weeks of prenatal development of the human embryo. It comprises more than 800 scanning electron-microscopic pictures of specimens of exclusively human embryos. The three-dimensional appearing illustrations show the development of the external form of the face, neck, trunk and limbs. Besides, the brain and the viscera of the head, neck, thorax, abdomen and pelvis – all dissected into layers – are represented in their position and spatial form.

The juxtaposition of pictures of temporally close developmental stages reveals the changes in the form of the organs. Photographs of the same organic system are usually shown at the same magnification. Simple outline drawings provided with the principal nomenclature facilitate the orientation within the specimens. A brief introduction to each chapter explains the most significant developmental steps depicted.

This atlas is of great interest not only to anatomists, embryologists, histologists and developmental biologists, but also to biologists, biochemists and geneticists. Moreover, it serves as a valuable reference book for clinicians such as gynecologists, obstetricians, pediatric surgeons and pediatric cardiologists.

www.karger.com/anat-humanembryo

KARGER

ISSN Print Edition: 1011-7571
ISSN Online Edition: 1423-0151

Journal Homepage: www.karger.com/mpp

Publication Data: 'Medical Principles and Practice'.
Volume 21 with 6 issues appears in 2012.

Copyright: © 2012 S. Karger AG, Basel (Switzerland).
All rights reserved. No part of this publication may be translated into other languages, reproduced or utilized in any form or by any means, electronic or mechanical, including photocopying, recording, microcopying, or by any information storage and retrieval system, without permission in writing from the publisher or, in the case of photocopying, direct payment of a specified fee to the Copyright Clearance Center.

Disclaimer: The statements, opinions and data contained in this publication are solely those of the individual authors and contributors and not of the publisher and the editor(s). The appearance of advertisements in the journal is not a warranty, endorsement, or approval of the products or services advertised or of their effectiveness, quality or safety. The publisher and the editor(s) disclaim responsibility for any injury to persons or property resulting from any ideas, methods, instructions or products referred to in the content or advertisements.

Subscription Rates: Subscriptions run for a full calendar year. Prices are given per year.

Personal subscription:

Print or Online	Print+Online combined
CHF 874.–	CHF 970.–
EUR 700.–	EUR 776.–
USD 850.00	USD 944.00

postage and handling (added to print and print+online)
CHF 40.80 Europe, CHF 60.– Overseas
EUR 31.20
USD 56.40

Institutional subscription:

Print or Online	Print+Online combined
CHF 1748.–	CHF 1922.–
EUR 1398.–	EUR 1538.–
USD 1698.00	USD 1866.00

postage and handling (added to print and print+online)
CHF 51.– Europe, CHF 75.– Overseas
EUR 39.–
USD 70.50

Airmail surcharge: CHF 68.– / USD 64.00

Back Volumes and Single Issues: Information on availability and prices of single print issues and print or electronic back volumes can be obtained from Customer Service at service@karger.ch.

Bibliographic Indices: This journal is regularly listed in Index Medicus/MEDLINE, Science Citation Index, EMBASE/Excerpta Medica, IMEMR (WHO) and Reference Update.

Photocopying: This journal has been registered with the Copyright Clearance Center (CCC), as indicated by the code appearing on the first page of each article. For readers in the US, this code signals consent for copying of articles for personal or internal use, or for the personal or internal use of specific clients, provided that the stated fee is paid per copy directly to Copyright Clearance Center Inc.
222 Rosewood Drive
Danvers, MA 01923 (USA)

A copy of the first page of the article must accompany payment. Consent does not extend to copying for general distribution, for promotion, for creating new works, or for resale. In these cases, specific written permission must be obtained from the copyright owner, S. Karger AG, P.O. Box CH-4009 Basel (Switzerland).

Subscription Orders:

Orders can be placed at agencies, bookstores, directly with the Publisher

S. Karger AG

Medical and Scientific Publishers
P.O. Box
CH-4009 Basel
Switzerland
(for courier services only:
Allschwilerstrasse 10
CH-4055 Basel)
t: +41 61 306 11 11
f: +41 61 306 12 34
e: karger@karger.ch
w: www.karger.com

or further Karger offices or representatives:

Germany
S. Karger GmbH
Postfach
79095 Freiburg
Deutschland
(Hausadresse: Wilhelmstrasse 20A,
79098 Freiburg)
t: +49 761 45 20 70
f: +49 761 45 20 714
e: information@karger.de
w: www.karger.de

Japan
Karger Japan, Inc.
Shiba Daimon Asahi Bldg. 2F
1-2-23 Shiba Daimon
Minato-ku
Tokyo 105-0012
Japan
t: +81 3 6435 6242
f: +81 3 6435 6244
e: publisher@karger.jp
w: www.karger.jp

USA
S. Karger Publishers, Inc.
26 West Avon Road
P.O. Box 529
Unionville, CT 06085
USA
Toll free: +1 800 828 5479
t: +1 860 675 7834
f: +1 860 675 7302
e: karger@snet.net

France
Librairie Médi-Sciences Sarl
36, bd de Latour-Maubourg
75007 Paris
France
t: +33 (0) 1 45 51 42 58
f: +33 (0) 1 45 56 07 80
e: librairie@medi-sciences.fr
w: www.medi-sciences.fr

Gulf Council Countries, Iran,
Middle East, North Africa, Turkey
**Trans Middle East International
Distribution Co. Ltd.
KaSha**
134 Queen Rania Al Abdullah Street
Jordan Trade Center Bldg. 3rd Floor
P.O. Box 2376
Amman 11953
Jordan
t: +962 6 515 3467
f: +962 6 515 3472
e: info@kasha.com
w: www.KaShaonline.com

South East Asia, China and Taiwan
Karger Regional Office (Malaysia)
CEO Suite Kuala Lumpur
Quill 7, 27th Floor
Jalan Stesen Sentral 5
KL Sentral
Kuala Lumpur 50470
Malaysia
t: +60 3 2776 6803
f: +60 3 2776 6999
e: service@karger.cn; r.chew@karger.cn

Karger China
10th Floor, Twin Towers (East)
B12 Jianguomenwai Avenue
Beijing 100022
China
t: +86 10 5123 5033
f: +86 10 5123 5122
e: service@karger.cn; r.chew@karger.cn
w: www.karger.cn

India, Bangladesh, Sri Lanka
Medscience India
Plot No. 17, Yusuf Sarai Market
B.L. Glass Building, 2nd Floor
Sri Aurobindo Marg
New Delhi 110 016
India
t: +91 11 46029 633
f: +91 11 46029 634
c: +91 98 91052 128
e: medsci.india@gmail.com

Change of Address:

Both old and new address should be sent to the subscription source.

Contents

[See the journal website for contents](#)

A complete guide to progress in thoracic medicine

Respiration

Official Journal of the European Association for Bronchology and Interventional Pulmonology (EAB)
and the Swiss Society for Pneumology (SGP)

Impact Factor: 2.543

Editor-in-Chief

C.T. Bolliger, Cape Town

Associate Editors

I. Adcock, London

E.D. Bateman, Cape Town

K.E. Bloch, Zurich

A. Boehler, Zurich

D. Bouros, Alexandroupolis

G. Colice, Washington, D.C.

V. Cottin, Lyon

C. Dooms, Leuven

E. Eber, Graz

S. Gasparini, Ancona

P.M. Gustafsson, Skövde

J. Hammer, Basel

F.J.F. Herth, Heidelberg

C. Kroegel, Jena

F. Kummer, Vienna

P.N. Mathur,
Indianapolis, Ind.

J. Müller-Quernheim,
Freiburg

L.P. Nicod, Lausanne

M. Noppen, Brussels

D. Olivieri, Parma

C. Page, London

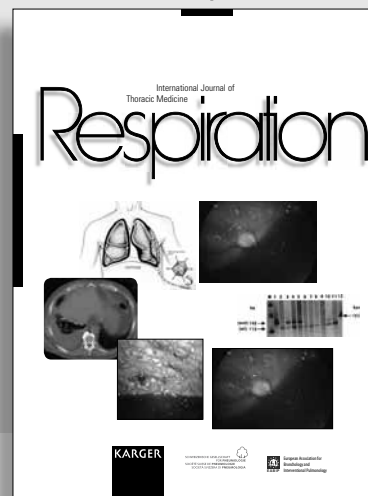
W. Randerath, Solingen

T. Terashima, Chiba

O.S. Usmani, London

S. van Eeden, Vancouver, B.C.

K. Yasufuku, Toronto



Respiration brings together the results of both clinical and experimental investigations on all aspects of the respiratory system in health and disease. Clinical improvements in the diagnosis and treatment of chest and lung diseases are covered, as are the latest findings in physiology, biochemistry, pathology, immunology and pharmacology. The journal includes classic features such as editorials that accompany original articles in clinical and basic science research, reviews and letters to the editor. Further sections are: technical notes, 'the eye catcher', 'what's your diagnosis', 'the opinion corner', 'new drugs in respiratory medicine' and 'new insights from clinical practice'. *Respiration* is the official journal of the Swiss Society for Pneumology (SGP) and also home to the European Association for Bronchology and Interventional Pulmonology (EAB), which occupies a dedicated section 'interventional pulmonology' in the journal. This modern mix of different features and a stringent peer-review process by a dedicated editorial board make *Respiration* a complete guide to progress in thoracic medicine.

Selected contributions

Polymorphisms of Hypoxia-Related Genes in Subjects Susceptible to Acute Mountain Sickness: **Ding, H.; Liu, Q.; Hua, M.; Ding, M.; Du, H.; Zhang, W.; Li, Z.; Zhang, J.** (Beijing)

Impact of a Rehabilitation Program on Dyspnea Intensity and Quality in Patients with Chronic Obstructive Pulmonary Disease: **Bianchi, R.; Gigliotti, F.; Romagnoli, I.; Lanini, B.; Castellani, C.; Binazzi, B.; Stendardi, L.; Bruni, G.I.; Scano, G.** (Pozzolatico)

Exposure to Secondhand Tobacco Smoke Enhances Respiratory Symptoms and Responses to Animals in 8,819 Children in Kindergarten: Results from 25 Districts in Northeast China: **Dong, G.-H.; Ren, W.-H.; Wang, D.; Yang, Z.-H.; Zhang, P.-F.; Zhao, Y.-D.; He, Q.-C.** (Shenyang)

Chronic Obstructive Pulmonary Disease and Lung Cancer: New Molecular Insights: **Adcock, I.M.** (London); **Caramori, G.** (Ferrara); **Barnes, P.J.** (London)

Estimating Peak Work Rate during Incremental Cycle Ergometry from the 6-Minute Walk Distance: Differences between Reference Equations: **Holland, A.E.** (Melbourne, Vic.); **Hill, K.** (Perth, W.A.); **Alison, J.A.; Luxton, N.; Mackey, M.G.** (Sydney, N.S.W.); **Hill, C.J.** (Melbourne, Vic.); **Jenkins, S.C.** (Perth, W.A.)

The Diagnostic Yield and Safety of Ultrasound-Assisted Transthoracic Fine-Needle Aspiration of Drowned Lung: **Koegelenberg, C.F.N.; Bolliger, C.T.; Irusen, E.M.; Wright, C.A.; Louw, M.; Schubert, P.T.; Diacon, A.H.** (Cape Town)

Direct Hemoperfusion Using Immobilized Polymyxin B in Patients with Rapidly Progressive Interstitial Pneumonias: A Retrospective Study: **Hara, S.; Ishimoto, H.; Sakamoto, N.** (Nagasaki); **Mukae, H.** (Fukuoka); **Kakugawa, T.; Ishimatsu, Y.; Mine, M.; Kohno, S.** (Nagasaki)

More information at

www.karger.com/res

- Pay-per-View and Subscriber Access to Full Text
- Full Table of Contents
- Full Editorial Board
- Free Abstracts and Selected Articles
- Online Sample Issue
- Submission/Guidelines for Authors
- Subscription
- Free Alert Service
- Online Library Recommendation



Respiration

2012: Volume 83, 84
6 issues per volume
Language: English
ISSN 0025-7931 (print)
ISSN 1423-0356 (online)

Listed in bibliographic services, including
Current Contents®/Life Sciences, *MEDLINE*,
Biological Abstracts, *EMBASE/Excerpta Medica*

Medical Principles and Practice

What's New

401 **Metabolomic Prediction of Diabetes and Cardiovascular Risk**

Dagogo-Jack, S. (Memphis, Tenn., USA)

Review

404 **Interactions between Herbs and Conventional Drugs: Overview of the Clinical Data**

Izzo, A.A. (Naples, Italy)

Original Papers

429 **Increased Risk of Unfavorable Metabolic Outcome during Short-Term Follow-Up in Subjects with Nonfunctioning Adrenal Adenomas**

Yener, S.; Ertilav, S.; Secil, M.; Akinci, B.; Demir, T.; Kebapcilar, L.; Yesil, S. (Izmir, Turkey)

435 **Multiple Authorship and Article Type in Journals of Urology across the Atlantic: Trends over the Past Six Decades**

Hammad, F.T.; Shaban, S.; Abu-Zidan, F. (Al Ain, United Arab Emirates)

442 **Amphotericin B-Induced in vitro Postantifungal Effect on *Candida* Species of Oral Origin**

Ellepol, A.N.B. (Jabriya, Kuwait)

447 **Significance of Virchow-Robin Spaces in Patients Newly Diagnosed with Multiple Sclerosis: A Case-Control Study in an Arab Population**

Al-Saeed, O. (Jabriya, Kuwait); Athyal, R. (Sharq, Kuwait); Ismail, M. (Shuwaikh, Kuwait); Sheikh, M. (Jabriya, Kuwait)

452 **Self-Reported Oral Hygiene Habits among Dental Patients in Italy**

Villa, A. (Rockville, Md., USA/Milano, Italy); Kreimer, A.R. (Rockville, Md., USA); Polimeni, A. (Rome, Italy); Cicciù, D. (Messina, Italy); Strohmeier, L.; Gherlone, E.; Abati, S. (Milano, Italy)

457 **The Frequency and Significance of Radiologically Detected Indeterminate Pulmonary Nodules in Patients with Colorectal Cancer**

Varol, Y.; Varol, U.; Karaca, B.; Karabulut, B.; Sezgin, C.; Uslu, R. (Izmir, Turkey)

462 **Clinical Features, *DYT1* Mutation Screening and Genotype-Phenotype Correlation in Patients with Dystonia from Iran**

Akbari, M.T.; Zand, Z.; Shahidi, G.A.; Hamid, M. (Tehran, Iran)

467 **Risk Factors in Patients with Hereditary Gallstones in Chinese Pedigrees**

Cui, Y.; Li, Z.; Zhao, E.; Cui, N. (Tianjin, China)

472 **Value of High Frequency Ultrasonography in Diagnosis and Surgical Repair of Traumatic Finger Tendon Ruptures**

Zhang, G.-Y.; Zhuang, H.-Y. (Liaocheng, PR China); Wang, L.-X. (Wagga Wagga, N.S.W., Australia)

476 **Methanol Extract of *Bauhinia purpurea* Leaf Possesses Anti-Ulcer Activity**

Zakaria, Z.A. (Serdang, Malaysia); Abdul Hisam, E.E. (Kuala Selangor, Malaysia); Norhafizah, M. (Serdang, Malaysia); Rofiee, M.S. (Kuala Selangor, Malaysia); Othman, F.; Hasiyah, A.H. (Serdang, Malaysia); Vasudevan, M. (Kuala Selangor, Malaysia)

483 **Treatment of Surgical Neck Nonunions of the Humerus with Locked Plate and Autologous Fibular Strut Graft**

Gao, K.; Gao, W.; Huang, J.; Wu, X.; Wang, C.S.; Wang, Q. (Shanghai, P.R. China)

Case Reports

488 **Concomitant Drug- and Infection-Induced Antineutrophil Cytoplasmic Autoantibody (ANCA)-Associated Vasculitis with Multispecific ANCA**

Kontic, M.; Radovanovic, S.; Nikolic, M.; Bonaci-Nikolic, B. (Belgrade, Serbia)

492 **Reversible Minimal Change Nephrotic Syndrome and Glomerular IgA Deposition Associated with Nonparenteral Heroin Abuse: A Case Report**

Turgutalp, K.; Kiykim, A.; Karabulut, U.; Gursoy, D.; Gurses, I. (Mersin, Turkey)

495 **Misidentification of *Brucella melitensis* as *Bergeyella zoohelcum* by MicroScan WalkAway®: A Case Report**

Dash, N.; Al-Zarouni, M.; Rattan, A.; Panigrahi, D. (Sharjah, United Arab Emirates)

498 **Rasburicase for Huge Hepatocellular Carcinoma with Tumor Lysis Syndrome: Case Report**

Chao, C.-T.; Chiang, C.-K. (Taipei, Taiwan)

Short Communication

501 **Antiulcer Activity of Methanol Extract of *Melastoma malabathricum* Leaves in Rats**

Zabidi, Z.; Wan Zainulddin, W.N.; Mamat, S.S.; Shamsah Din, S.; Kamisan, F.H.; Yahya, F.; Ismail, N.A.; Rodzi, R. (Serdang, Malaysia); Hassan, H.; Mohtarrudin, N.; Somchit, M.N.; Zakaria, Z.A. (Kuala Lumpur, Malaysia)