

International Archives of Allergy and Immunology

Official Journal of the

Collegium Internationale Allergologicum



Editorials

- 167 Ready for a Milk Shake?**
Hochwallner, H. (Vienna)
- 169 Non-Specific Lipid Transfer Proteins: A Protein Family in Search of an Allergenic Pattern**
Gadermaier, G. (Salzburg)

Reviews

- 171 Th17 and Non-Classic Th1 Cells in Chronic Inflammatory Disorders: Two Sides of the Same Coin**
Cosmi, L.; Liotta, F.; Maggi, E.; Romagnani, S.; Annunziato, F. (Florence)
- 178 Pericytes in Chronic Lung Disease**
Rowley, J.E.; Johnson, J.R. (London)

Molecules and Cells in Allergy

- 189 Cutaneous or Respiratory Exposures to Peanut Allergens in Mice and Their Impacts on Subsequent Oral Exposure**
Wavrin, S.; Bernard, H.; Wal, J.-M.; Adel-Patient, K. (Gif-sur-Yvette)
- 200 Cor a 14: Missing Link in the Molecular Diagnosis of Hazelnut Allergy?**
Faber, M.A.; De Graag, M.; Van Der Heijden, C.; Sabato, V.; Hagendorens, M.M.; Bridts, C.H.; De Clerck, L.S.; Ebo, D.G. (Antwerp)
- 222 Allergen Analysis of Sea Urchin Roe Using Sera from Five Patients**
Tanaka, K.; Kondo, Y. (Nagoya); Inuo, C. (Toyoake); Nakajima, Y. (Nagoya); Tsuge, I. (Toyoake); Doi, S. (Hekinan); Yanagihara, S. (Osaka); Yoshikawa, T. (Toyoake); Urisu, A. (Nagoya)

(Continued on inside front cover)

International Archives of
Allergy and
Immunology

(Continued from front cover)

228 Abnormal Chemokine Receptor Profile on Circulating T Lymphocytes from Nonallergic Asthma Patients

Barbarroja-Escudero, J.; Prieto-Martin, A.; Monserrat-Sanz, J.; Reyes-Martin, E.; Diaz-Martin, D.; Antolin-Amerigo, D.; Rodriguez-Rodriguez, M.; Canseco-Gonzalez, F. (Alcalá de Henares); Kremer, L. (Madrid); Martinez-A, C. (Alcalá de Henares/Madrid); Alvarez-Mon, M. (Alcalá de Henares)

237 Short-Term Preseasonal Immunotherapy: Is Early Clinical Efficacy Related to the Basophil Response?

Kepil Özdemir, S.; Sin, B.A.; Güloğlu, D.; İkinçioğulları, A.; Gençtürk, Z.; Mısırlıgil, Z. (Ankara)

Clinical Allergology

207 Chronic Food Protein-Induced Enterocolitis Syndrome Caused by Cow's Milk Proteins Passed through Breast Milk

Miceli Sopo, S.; Monaco, S.; Greco, M. (Rome); Scala, G. (Naples)

210 Predictive Factors for Clinical Response to Allergy Immunotherapy in Children with Asthma and Rhinitis

Li, Q.; Li, M.; Yue, W.; Zhou, J.; Li, R.; Lin, J.; Li, Y. (Wenzhou)

218 A Hospital-Based Survey on Food Allergy in the Population of Kolkata, India

Dey, D.; Ghosh, N.; Pandey, N.; Gupta Bhattacharya, S. (Kolkata)

246 Rate, Triggers, Severity and Management of Anaphylaxis in Adults Treated in a Canadian Emergency Department

Asai, Y. (Montreal, Que.); Yanishevsky, Y. (Edmonton, Alta.); Clarke, A. (Calgary, Alta.); La Vieille, S. (Ottawa, Ont.); Delaney, J.S.; Alizadehfard, R.; Joseph, L.; Mill, C.; Morris, J.; Ben-Shoshan, M. (Montreal, Que.)

Official Journal of the

Collegium Internationale Allergologicum



International Archives of Allergy and Immunology

Founded 1950 by D. Harley, P. Kallós, W. Löffler and F.W. Wittich
Continued by E.A. Brown (1952–1954), W. Kaufman (1955–1967),
F. Hahn (1961–1972), H.C. Goodman (1963–1975),
R.R.A. Coombs (1955–1984), Z. Trnka (1972–1987), P. Kallós (1950–1988),
G.B. West (1959–1991), J. Bienenstock (1990–1991), L.Å. Hanson (1981–1991),
K. Kano (1982–1991), F. Milgrom (1965–1991), K. Rother (1982–1991),
G. Wick (1991–1997), B. Grubeck-Loebenstein (1991–1997), D. Kraft (1998–2002)

Editors-in-Chief

R. Valenta, Vienna
B. Bohle, Vienna

Associate Editors

K. Blaser, Davos
J. Bousquet, Montpellier
A.W. Burks, Chapel Hill, N.C.
D. Dombrowicz, Lille
H. Garn, Marburg
P. Gevaert, Ghent
T. Jakob, Freiburg
P.M. O'Byrne, Hamilton, Ont.
R. Pawankar, Tokyo
W.F. Pickl, Vienna
A. Radbruch, Berlin
M. Röllinghoff, Erlangen
H. Saito, Tokyo
C.B. Schmidt-Weber, Munich
T. Schwarz, Kiel
W. Thomas, Perth, W.A.
M. Triggiani, Naples
R. van Ree, Amsterdam

Consulting Editor for Biostatistics

M. Kundi, Vienna

Editorial Board

W. Aberer, Graz
M. Akdis, Davos
I.J. Ansotegui, Belfast
L.K. Arruda, Ribeirão Preto
C.E. Baena-Cagnani, Cordoba
T. Biedermann, Munich
S.C. Bischoff, Stuttgart
H. Breiteneder, Vienna
G.W. Canonica, Genova
M. Capron, Lille
M.D. Chapman, Charlottesville, Va.
K.Y. Chua, Singapore
M. Ebisawa, Kanagawa
E. Fernández-Caldas, Seefeld
F. Ferreira, Salzburg
H. Grönlund, Stockholm
K.T. HayGlass, Winnipeg, Man.
K. Hoffmann-Sommergruber,
Vienna
P.G. Holt, Perth, W.A.
F. Horak, Vienna
E. Jensen-Jarolim, Vienna
M. Jutel, Wroclaw
D. Kabelitz, Kiel
A. Kapp, Hannover
D. Kraft, Vienna
M. Larché, Hamilton, Ont.
E. Maggi, Florence
R.N. Maini, London
A. Mari, Latina
S.F. Martin, Freiburg
M. Maurer, Berlin
F. Melchers, Basel
N.G. Papadopoulos, Athens
O. Pérez, Havana City
W.J. Pichler, Berne
T.A.E. Platts-Mills,
Charlottesville, Va.
H. Renz, Marburg/Lahn
N. Rezaei, Teheran
L.J. Rosenwasser, Kansas City, Mo.
K. Roux, Tallahassee, Fla.
J.-M. Saint-Rémy, Leuven
H.A. Sampson, New York, N.Y.
R. Sepiashvili, Moscow
Y. Shoenfeld, Tel Hashomer
H.-U. Simon, Berne
J. Smolen, Vienna
Z. Szépfalusi, Vienna
E. Toubi, Haifa
P. Valent, Vienna
M. van Hage, Stockholm
D.V. Wallace, Fort Lauderdale, Fla.
H. Wekerle, Martinsried
T. Werfel, Hannover
G. Wick, Innsbruck
M. Wickman, Stockholm
U. Wiedermann, Vienna
S. Wöhrl, Vienna
H. Yssel, Montpellier

KARGER

Printed in Germany on acid-free and non-aging paper
(ISO 9706) by Stücker Druck, Ettenheim

International Archives of Allergy and Immunology appears monthly and provides a forum for publication of work from all aspects of modern allergology and immunology. Papers considered of special interest will be treated as 'hot topics' and every attempt will be made to publish these especially fast. The Editor-in-Chief, the Managing Editor and a team of internationally established Associate Editors competently covering all fields of allergology and immunology are responsible for the scientific quality of this international core journal. *International Archives* publishes original work in the fields of allergy, immunopathology and transplantation, cellular immunology, immunogenetics, immunopharmacology and immunoendocrinology, mucosal immunity, immunology of infectious diseases and immunology of connective tissue diseases. In addition, reviews, minireviews, commentaries and opinions on controversial subjects are published regularly. A new system of manuscript submission, reviewing and processing guarantees competent and fair reviewing as well as fast and high quality publication.

Submission

Only papers written in English are considered. Detailed Online Submission Instructions with a link to the Submission Website are at <http://www.karger.com/iaa/>. Before submitting your manuscript, you are encouraged to review the detailed guidelines at www.karger.com/iaa_guidelines for specific directions as how to get a manuscript ready for submission. If you should have any problems with your submission, or should you feel the need to submit the paper in a non-electronic form, please contact the editorial office:

S. Karger AG
Editorial Office 'International Archives of
Allergy and Immunology'
PO Box
CH-4009 Basel (Switzerland)
Tel. +41 61 306 1360
Fax +41 61 306 1434
E-Mail e.lieberherr@karger.com

Mailing address for courier deliveries only:
Allschwilerstr. 10
CH-4055 Basel (Switzerland)

Original papers: Submitted manuscripts should be fully documented reports of original research. They must describe significant and original observations to be critically evaluated and, if necessary, repeated.

Short communications: These manuscripts should not contain more than 2 printed pages (i.e. 6,460 characters per page), including an abstract, essential references and not more than 3 tables or figures. Such communications should represent complete, original studies and should be arranged in the same way as full-length manuscripts.

Novel Insights from Clinical Practice (formerly Case Reports): The publication space available for case reports is very limited. The journal only considers case reports with significant new insights or with an extremely unusual and memorable course. Highlighted boxes containing one or two bullet points on 'Established facts' (what is already known) and 'Novel insights' (what new

information has been gained) are required and should be placed on the first page of the report. These should be selected so as to reinforce the novelty of the clinical observation. The manuscript should be presented with an abstract (unstructured, max. 200 words), followed by introduction, case report and discussion. Maximum 3 figures.

Review articles, minireviews, opinion articles, controversies and commentaries: Authors who wish to contribute a manuscript to one of these categories should contact the Editor-in-Chief. Minireviews should be focused, brief reports on topics of current interest. Commentaries should offer a more personalized perspective on a topic that will be of interest to the general readership. All contributions to these categories will be subject to Editorial review.

Letters to the Editor concerning work published in the journal may be submitted. They should not exceed 2 manuscript pages including one table or figure.

Conditions

All manuscripts are subject to editorial review. Manuscripts are received with the explicit understanding that they are not under simultaneous consideration by any other publication. A cover letter with the name, address, and telephone and telefax numbers of the corresponding author must accompany each manuscript. This letter must include a statement that affirms that all authors agree with the submission. Submission of an article for publication implies the transfer of the copyright from the author to the publisher upon acceptance. Accepted papers become the permanent property of *International Archives of Allergy and Immunology* and may not be reproduced by any means, in whole or in part, without the written consent of the publisher. It is the author's responsibility to obtain permission to reproduce illustrations, tables, etc. from other publications. One of the criteria considered in reviewing manuscripts is the proper treatment of animals. In particular, the use of painful or otherwise noxious stimuli must be carefully and thoroughly justified. Papers that do not meet these criteria will not be accepted for publication.

Conflict of Interest

Authors are required to disclose any sponsorship or funding arrangements, including that from companies, relating to their research. All authors should disclose any possible conflicts of interest in the cover letter to the editor and at the end of the article.

Plagiarism Policy

Whether intentional or not, plagiarism is a serious violation. We define plagiarism as a case in which a paper reproduces another work with at least 25% similarity and without citation.

If evidence of plagiarism is found before/after acceptance or after publication of the paper, the author will be offered a chance for rebuttal. If the arguments are not found to be satisfactory, the manuscript will be retracted and the author sanctioned from publishing papers for a period to be determined by the responsible Editor(s).

Arrangement

Manuscripts should be written in English and be as concise as possible.

Be sure to display line numbers (1, 2, 3, and so forth) in the left margin of the manuscript (line numbering can be added from the Page Setup or Format menu of word processing programs). The line numbering should be continuous throughout the entire manuscript, from the title page through to the final page (i.e., do not begin numbering from 1 again at the top of each page).

Title page: The first page of each paper should indicate a concise title, the authors' full names, affiliations and e-mail addresses, the institute where the work was conducted, and a short title for use as running head.

Full address: The exact postal address of the corresponding author complete with postal code must be given at the bottom of the title page. Please also supply phone and fax numbers, as well as an e-mail address.

Key words: Please supply 3–10 key words in English that reflect the content of the paper.

Abstract: Provide on a separate page an abstract of not more than 250 words. This abstract should consist of four paragraphs, labeled **Background, Methods, Results, and Conclusions**. They should briefly describe, respectively, the problem being addressed in the study, how the study was performed, the salient results, and what the authors conclude from the results.

The text should be arranged in the following sections: Introduction, Material and Methods, Results, Discussion, Acknowledgement, References.

Footnotes: Avoid footnotes. When essential, they are numbered consecutively and typed at the foot of the appropriate page.

Tables and illustrations: Tables and illustrations (both numbered in Arabic numerals) should be prepared on separate pages. Tables require a heading and figures a legend, also prepared on a separate page. For the reproduction of illustrations, only good drawings and original photographs can be accepted; negatives or photocopies cannot be used. Due to technical reasons, figures with a screen background should not be submitted. When possible, group several illustrations on one block for reproduction (max. size 180 × 223 mm) or provide crop marks. Each illustration must be labeled with its number and the author's name. Electronically submitted b/w half-tone and color illustrations must have a final resolution of 300 dpi after scaling (final size), line drawings one of 800–1,200 dpi. Figure files must not be embedded in a document file but submitted separately (see detailed instructions at www.karger.com/iaa/).

Color illustrations

Online edition: Color illustrations are reproduced free of charge. In the print version, the illustrations are reproduced in black and white. Please avoid referring to the colors in the text and figure legends.

Print edition: Up to 6 color illustrations per page can be integrated within the text at CHF 800.00 per page.

Abbreviations: Avoid overuse of abbreviations. Introduce an abbreviation only when the same term occurs three or more times.

References: In the text identify references by Arabic numerals [in square brackets]. Material submitted for publication but not yet accepted should be noted as [unpublished data] and not be included in the reference list. The list of references should include only those publications which are cited in the text. Do not alphabetize; number references in the order in which they are first mentioned in the text. The surnames of the authors followed by initials should be given. There should be no punctuation other than a comma to separate the authors. Preferably, please cite all authors. Abbreviate journal names according to the Index Medicus system. Also see International Committee of Medical Journal Editors: Uniform requirements for manuscripts submitted to biomedical journals (www.icmje.org).

Examples

(a) *Papers published in periodicals:* Sun J, Koto H, Chung KF: Interaction of ozone and allergen challenges on bronchial responsiveness and inflammation in sensitised guinea pigs. *Int Arch Allergy Immunol* 1997;112:191–195.

(b) *Papers published only with DOI numbers:*

Theoharides TC, Boucher W, Spear K: Serum interleukin-6 reflects disease severity and osteoporosis in mastocytosis patients. *Int Arch Allergy Immunol* DOI: 10.1159/000063858.

(c) *Monographs:* Matthews DE, Farewell VT: *Using and Understanding Medical Statistics*, ed 3, revised. Basel, Karger, 1996.

(d) *Edited books:* Parren PW, Burton DR: Antibodies against HIV-1 from phage display libraries: Mapping of an immune response and progress towards antiviral immunotherapy; in Capra JD (ed): *Antibody Engineering*. Chem Immunol. Basel, Karger, 1997, vol 65, pp 18–56.

Full address: The exact postal address complete with postal code must be given at the bottom of the title page. Please also supply phone and fax numbers, as well as your e-mail address.

Reference Management Software: Use of EndNote® is recommended for easy management and formatting of citations and reference lists (format setting: *Intervirolgy*).

Digital Object Identifier (DOI)

S. Karger Publishers supports DOIs as unique identifiers for articles. A DOI number will be printed on the title page of each article. DOIs can be useful in the future for identifying and citing articles published online without volume or issue information. More information can be found at www.doi.org.

Supplementary Material

Supplementary material is restricted to additional data that are not necessary for the scientific integrity and conclusions of the paper. Please note that all supplementary files will undergo editorial review and should be submitted together with the original manuscript. The Editors reserve the right to limit the scope and length of the supplementary material. Supplementary material must meet production quality standards for Web publication without the need for any modification or editing. In general, supplementary files should not exceed 10 Mb in size. All figures and tables should have titles and legends and all files should be supplied separately and named clearly. Acceptable files and formats are: Word or PDF files, Excel spreadsheets (only if the data cannot be converted properly to a PDF file), and video files (.mov, .avi, .mpeg).

Author's Choice™

Karger's Author's Choice™ service broadens the reach of your article and gives all users worldwide free and full access for reading, downloading and printing at www.Karger.com. The option is available for a one-time fee of CHF 3,000.00, which is a permissible cost in grant allocation. More information can be found at www.karger.com/authors_choice.

NIH-Funded Research

The U.S. National Institutes of Health (NIH) mandates under the NIH Public Access Policy that final, peer-

reviewed manuscripts appear in its digital database within 12 months of the official publication date. As a service to authors, Karger submits your manuscript on your behalf to PubMed Central (PMC) immediately upon publication. It usually receives a PMCID within approximately a month and will appear in PMC after 12 months. For those selecting our premium Author's Choice™ service, the usual embargo will be overridden, accelerating the accessibility of your work.

Self-Archiving

Karger permits authors to archive their pre-prints (i.e. pre-refereeing) or post-prints (i.e. final draft post-refereeing) on their personal or institution's servers, provided the following conditions are met: Articles may not be used for commercial purposes, must be linked to the publisher's version, and must acknowledge the publisher's copyright. Authors selecting Karger's Author's Choice™ feature, however, are also permitted to archive the final, published version of their article, which includes copyediting and design improvements as well as citation links.

Page Charges

There are no page charges for papers of 5 or fewer printed pages (including tables, illustrations and references). Each additional complete or partial page is charged to the author at CHF 325.00. The allotted size of a paper is 5 printed pages (6,460 characters per page), which is equal to approx. 14 manuscript pages including tables, illustrations and references.

Proofs

Unless indicated otherwise, proofs are sent to the corresponding author and should be returned with the least possible delay. Alterations other than the correction of printer's errors are charged to the author.

Reprints

Order forms and a price list are sent with the proofs. Orders submitted after the issue is printed are subject to considerably higher prices.

General Information

ISSN Print Edition: 1018-2438
ISSN Online Edition: 1423-0097

Journal Homepage: www.karger.com/iaa

Publication Data: *International Archives of Allergy and Immunology* is published 12 times a year. Volumes 163-165, each with 4 issues, appear in 2014.

Copyright: © 2014 S. Karger AG, Basel (Switzerland). All rights reserved. No part of this publication may be translated into other languages, reproduced or utilized in any form or by any means, electronic or mechanical, including photocopying, recording, microcopying, or by any information storage and retrieval system, without permission in writing from the publisher or, in the case of photocopying, direct payment of a specified fee to the Copyright Clearance Center.

Disclaimer: The statements, opinions and data contained in this publication are solely those of the individual authors and contributors and not of the publisher and the editor(s). The appearance of advertisements in the journal is not a warranty, endorsement, or approval of the products or services advertised or of their effectiveness, quality or safety. The publisher and the editor(s) disclaim responsibility for any injury to persons or property resulting from any ideas, methods, instructions or products referred to in the content or advertisements.

Subscription Rates: Subscriptions run for a full calendar year. Prices are given per year.

Personal subscription:

Print or Online	Print+Online combined
CHF 172.00	CHF 316.00
EUR 141.00	EUR 258.00
USD 172.00	USD 316.00

postage and handling (added to print and print+online)
CHF 88.80 Europe, CHF 129.60 Overseas
EUR 72.00
USD 117.60

Institutional subscription:

Print or Online	Print+Online combined
CHF 5382.00	CHF 5919.00
EUR 4410.00	EUR 4851.00
USD 5382.00	USD 5919.00

postage and handling (added to print and print+online)
CHF 111.00 Europe, CHF 162.00 Overseas
EUR 90.00
USD 147.00

Back Volumes and Single Issues: Information on availability and prices of single print issues and print or electronic back volumes can be obtained from Customer Service at service@karger.com.

Bibliographic Indices: This journal is regularly listed in bibliographic services, including *Current Contents*® and PubMed/MEDLINE.

Photocopying: This journal has been registered with the Copyright Clearance Center (CCC), as indicated by the code appearing on the first page of each article. For readers in the US, this code signals consent for copying of articles for personal or internal use, or for the personal or internal use of specific clients, provided that the stated fee is paid per copy directly to

Copyright Clearance Center Inc.
222 Rosewood Drive
Danvers, MA 01923 (USA)

A copy of the first page of the article must accompany payment. Consent does not extend to copying for general distribution, for promotion, for creating new works, or for resale. In these cases, specific written permission must be obtained from the copyright owner, S. Karger AG, P.O. Box CH-4009 Basel (Switzerland).

Subscription Orders:

Orders can be placed at agencies, bookstores, directly with the Publisher

S. Karger AG

Medical and Scientific Publishers
Allschwilerstrasse 10
CH-4009 Basel
Switzerland

t: +41 61 306 11 11
f: +41 61 306 12 34
e: karger@karger.com
w: www.karger.com

(for courier services only:
Allschwilerstrasse 10
CH-4055 Basel)

or further Karger offices
or representatives:

Germany
S. Karger GmbH
Postfach
79095 Freiburg
Deutschland
(Hausadresse: Wilhelmstrasse 20A,
79098 Freiburg)
t: +49 761 45 20 70
f: +49 761 45 20 714
e: information@karger.de
w: www.karger.de

Japan
Karger Japan, Inc.
Shiba Daimon Asahi Bldg. 2F
1-2-23 Shiba Daimon
Minato-ku
Tokyo 105-0012
Japan
t: +81 3 6435 6242
f: +81 3 6435 6244
e: publisher@karger.jp
w: www.karger.jp

USA
S. Karger Publishers, Inc.
26 West Avon Road
P.O. Box 529
Unionville, CT 06085
USA
Toll free: +1 800 828 5479
t: +1 860 675 7834
f: +1 860 675 7302
e: karger@snet.net

France
Enter & Read
Albertine Luginbuhl
23, rue du Départ, boîte 37
75014 Paris
France
t: +33 (0) 6 81 04 76 85
e: albertineluginbuhl@orange.fr

South East Asia, China and Taiwan
Karger Regional Office (Malaysia)
Level 28-03-03A, PJ Exchange
No. 16A, Persiaran Barat
46050 Petaling Jaya
Selangor Darul Ehsan
Malaysia
t: +60 3 7962 0158
f: +60 3 7962 0001
e: service@karger.cn; r.chew@karger.cn

Karger China

West/5F, China Life Tower
No.16, Chao Wai Street
Chaoyang District
Beijing 100020
China
t: +86 10 5877 1408
f: +86 10 5877 1120
e: service@karger.cn; r.chew@karger.cn
w: www.karger.com


India, Bangladesh, Sri Lanka
Karger India
Plot No. 17, Yusuf Sarai Market
B.L. Glass Building, 2nd Floor
Sri Aurobindo Marg
New Delhi 110 016
India
t: +91 11 46029 633
f: +91 11 46029 634
c: +91 98 91052 128
e: r.kumar@kargerindia.com
w: www.karger.com

Change of Address:

Both old and new address should be sent
to the subscription source.

Contents

[See the journal website for contents](#)



Recent Advances in Hereditary Angioedema Self-Administration Treatment

Summary of an International Hereditary Angioedema Expert Meeting
 Editor: Timothy J. Craig (Hershey, Pa.)
 IV + 28 p., 6 color fig., 13 tab., soft cover, 2013
 CHF 29.– / EUR 24.– / USD 34.00 (soft cover)
 CHF 35.– / EUR 29.– / USD 41.00 (online)
 Online version for institutional purchase
 Prices subject to change
 EUR price for Germany, USD price for USA only
 ISBN 978-3-318-02430-2
 e-ISBN 978-3-318-02431-9

Supplement Issue
International Archives of Allergy and Immunology
Vol. 161, Suppl. 1 (2013)
 Included in subscription
 Listed in MEDLINE/PubMed



Dear Librarian

I have reviewed this publication and would like to recommend it for our library.

Recommended by:

Department:

Date:

Signature:

Orders may be placed with any bookshop, subscription agency, directly with the publisher or through a Karger distributor.

Recent Advances in Hereditary Angioedema Self-Administration Treatment

Summary of an International Hereditary Angioedema Expert Meeting

Editor
Timothy J. Craig

Contents

Foreword

- Recent Advances in Hereditary Angioedema Self-Administration Treatment: Summary of an International Hereditary Angioedema Expert Meeting: **Craig, T.J.**

Review

- Review of Recent Guidelines and Consensus Statements on Hereditary Angioedema Therapy with Focus on Self-Administration: **Cicardi, M.; Craig, T.J.; Martinez-Saguer, I.; Hébert, J.; Longhurst, H.J.**

Original Papers

- Current Status of Implementation of Self-Administration Training in Various Regions of Europe, Canada and the USA in the Management of Hereditary Angioedema: **Caballero, T.; Sala-Cunill, A.; Cancian, M.; Craig, T.J.; Neri, S.; Keith, P.K.; Boccon-Gibod, I.; Bethune, C.; Bork, K.**
- Practical Approach to Self-Administration of Intravenous C1-INH Concentrate: A Nursing Perspective: **Symons, C.; Rossi, O.; Magerl, M.; Andritschke, K.**
- Challenges of C1-Inhibitor Concentrate Self-Administration: **Boysen, H.B.; Bouillet, L.; Aygören-Pürsün, E.**

Summary


- Recent Advances in Hereditary Angioedema Self-Administration Treatment: Summary of an International Hereditary Angioedema Expert Meeting: **Craig, T.J.**

Author Index/Subject Index

The easiest way to order: www.karger.com/iaa

Karger – Medical and Scientific Publishers
 CH-4009 Basel, Switzerland
 orders@karger.com, f: +41 61 306 12 34
www.karger.com

An interdisciplinary and innovative approach to
the impact of skin diseases on patients' lives



Dermatological Diseases and Cumulative Life Course Impairment

Editors
Dennis M. Linder
Alexa B. Kimball

Dermatological Diseases and Cumulative Life Course Impairment

Editors: Kimball, A.B. (Boston, Mass.); Linder, D.M. (Padua/Graz)
VIII + 162 p., 18 fig., 4 in color, 13 tab., 2013
CHF 197.– / EUR 164.– / USD 232.00 (hard cover)
CHF 236.– / EUR 197.– / USD 278.00 (online)
Online version for institutional purchase
Prices subject to change
EUR price for Germany, USD price for USA only
ISBN 978-3-318-02403-6 (hard cover)
e-ISBN 978-3-318-02404-3

Current Problems in Dermatology, Vol. 44

Series Editors: Itin, P. (Basel); Jemec, G.B.E. (Roskilde)



This publication presents currently available evidence about the extent to which dermatological diseases may, through their own nature as well as a multitude of comorbidities and their important interactions with social life, impair the life course of patients.

Divided into four parts, the book starts with a brilliant introduction that highlights the importance of a life course approach in medicine from a medical as well as from a psychosocial point of view. The second part provides a basic presentation of the theoretical aspects of life course research and, more specifically, to the concepts of allostatic load and cumulative life course impairment (CLCI). The third part examines concepts related to CLCI, such as the 'quality of life in dermatology' or the 'major life changing decisions' influenced by dermatological diseases. The book concludes with an in-depth investigation of specific diseases where the concept of CLCI strikes as particularly relevant.

The new and innovative evidence presented in this publication makes it essential reading to anyone who has to take social implications of skin diseases into account in their decision making: dermatologists, allergologists, pediatricians and general practitioners as well as researchers in medical sociology or opinion leaders in public health.

Contents

Foreword: **Giele, J.Z.**

Introduction

Life Span and Life Course Approaches to Dermatological Disease: **Ryff, C.D.**

Life Course, Life Course Modeling and Life Course Damage

Two Key Concepts in the Life Course Approach in Medicine:

Allostatic Load and Cumulative Life Course Impairment:

Offidani, E.; Tomba, E.; Linder, M.D.

Mathematical Modeling in Life Course Research: **Barban, N.; Linder, M.D.**

Cumulative Life Course Impairment and Its Assessment

Life Course Impairment and Quality of Life Over Time:

Sampogna, F.

Concept of Major Life-Changing Decisions in Life Course

Research: **Bhatti, Z.U.; Salek, S.; Finlay, A.Y.**

Setting Up a Life Course Questionnaire: **Sampogna, F.**

Cumulative Life Course Impairment: Identifying Patients at Risk: **Augustin, M.**

Cumulative Life Course Impairment in Dermatological Patients

Cumulative Life Course Impairment: Evidence for Psoriasis:

Mattei, P.L.; Corey, K.C.; Kimball, A.B.

Cumulative Life Course Impairment by Epidermolysis

Bullosa: **Fine, J.-D.**

Cumulative Life Course Impairment in Vitiligo: **Krüger, C.;**

Schallreuter, K.U.

Cumulative Life Course Impairment in Melanoma and

Nonmelanoma Skin Cancer: **Piaserico, S.**

Cumulative Life Course Impairment in Chronic Wounds:

Augustin, M.

Cumulative Life Course Impairment in Dermatological

Diseases Other Than Psoriasis: An Overview: **Ibler, K.S.;**

Jemec, G.B.E.

Cumulative Life Course Impairment Across Cultures and

Medical Systems: **Lima, X.T.**

Patients' Narratives: **Foulkes, A.C.; Warren, R.B.**

Author Index/Subject Index

Dear Librarian

I have reviewed this publication and would like to recommend it for our library.

Recommended by:

Department:

Date:

Signature:

Orders may be placed with any bookshop, subscription agency, directly with the publisher or through a Karger distributor.

The easiest way to order: www.karger.com/cupde

Karger – Medical and Scientific Publishers

CH-4009 Basel, Switzerland

orders@karger.com, f: +41 61 306 12 34

www.karger.com

Impact Factor 4.557

Journal of Innate Immunity

Editors-in-Chief
Heiko Herwald, Lund
Arne Eggesten, Lund



The *Journal of Innate Immunity* is a bimonthly journal covering all aspects within the area of innate immunity, including evolution of the immune system, molecular biology of cells involved in innate immunity, pattern recognition and signals of 'danger', microbial corruption, host response and inflammation, mucosal immunity, complement and coagulation, sepsis and septic shock, molecular genomics, and development of immunotherapies. The journal publishes original research articles, short communications and reviews.

Journal of Innate Immunity

Founded: 2008
Category: Basic and Clinical Research
Field of Interest: Immunology

Listed in bibliographic services, including
Pubmed/MEDLINE, Web of Science

2015: Volume 7
6 issues per volume
Language: English
ISSN 1662-811X
e-ISSN 1662-8128


Impact Factor: 4.557

Selected contributions

- The Meta-Genome of Sepsis: Host Genetics, Pathogens and the Acute Immune Response: **Boyd, J.H.; Russell, J.A.; Fjell, C.D.** (Vancouver, B.C.)
- Mast Cell-Deficient Kit^{W-sh} Mice Develop House Dust Mite-Induced Lung Inflammation despite Impaired Eosinophil Recruitment: **de Boer, J.D.; Yang, J.; van den Boogaard, F.E.; Hoogendijk, A.J.; de Beer, R.; van der Zee, J.S.; Roelofs, J.J.T.H.; van 't Veer, C.; de Vos, A.F.; van der Poll, T.** (Amsterdam)
- *Mycobacterium tuberculosis*-Induced Neutrophil Extracellular Traps Activate Human Macrophages: **Braian, C.; Hoge, V.; Stendahl, O.** (Linköping)
- Antimicrobial Autophagy: A Conserved Innate Immune Response in *Drosophila*: **Moy, R.H.; Cherry, S.** (Philadelphia, Pa.)
- Control of Myeloid Cell Trafficking in Resolution: **Norling, L.V.; Perretti, M.** (London)
- Cystic Fibrosis Transmembrane Conductance Regulator Recruitment to Phagosomes in Neutrophils: **Zhou, Y.; Song, K.; Painter, R.G.; Aiken, M.** (New Orleans, La.); **Reiser, J.** (Bethesda, Md.); **Stanton, B.A.** (Hanover, N.H.); **Nauseef, W.M.** (Coralville, Iowa); **Wang, G.** (New Orleans, La.)
- Identification of Infection- and Defense-Related Genes via a Dynamic Host-Pathogen Interaction Network Using a *Candida Albicans*-Zebrafish Infection Model: **Kuo, Z.-Y.; Chuang, Y.-J.; Chao, C.-C.; Liu, F.-C.; Lan, C.-Y.; Chen, B.-S.** (Hsinchu)
- Systems Biology of Circadian-Immune Interactions: **Mavroudis, P.D.; Scheff, J.D.** (Piscataway, N.J.); **Calvano, S.E.** (New Brunswick, N.J.); **Androulakis, I.P.** (Piscataway, N.J./New Brunswick, N.J.)

More information at www.karger.com/jin

*A treasure trove of
fascinating and richly illustrated information*



History of Allergy

Editors
Karl-Christian Bergmann
Johannes Ring

History of Allergy

Editors: Bergmann, K.-C. (Berlin); Ring, J. (Munich)
XX + 426 p., 257 fig., 127 in color, 20 tab., 2014
CHF 115.00 / EUR 96.00 / USD 135.00 (hard cover)
CHF 138.00 / EUR 115.00 / USD 162.00 (online)
Online version for institutional purchase,
prices subject to change
EUR price for Germany, USD price for USA and
Latin America only
ISBN 978-3-318-02194-3 (hard cover)
e-ISBN 978-3-318-02195-0

Chemical Immunology and Allergy, Vol. 100
Series Editors: Ring, J. (Munich); Blaser, K. (Davos);
Capron, M. (Lille); Denburg, J.A. (Hamilton, Ont.);
Holgate, S.T. (Southampton); Marone, G. (Napoli);
Saito, H. (Tokyo)
Listed in MEDLINE/PubMed



Dear Librarian

I have reviewed this publication and
would like to recommend it for our library.

Recommended by:

Department:

Date:

Signature:

Orders may be placed with any bookshop,
subscription agency, directly with the publisher
or through a Karger distributor.

This book presents a detailed and varied historical overview of the field of allergology. Beginning with insights into allergy from antiquity to the 20th century, it compiles historical reflections on the understanding of the most common allergic diseases. Important milestones in the discovery of mechanisms of allergy are described, followed by historical accounts of the detection of allergens such as pollen, dust mites, peanuts and latex, and of environmental influences such as pollution and the relationship between farmers and their environment. Several chapters illustrate the progress made in allergy management to date. Particular highlights of this book are the personal reflections of and interviews with a number of pioneers of allergy, including F. Austen, J. Bienenstock, K. Blaser, A. de Weck, A.W. Frankland, K. Ishizaka, and many more.

Not only researchers, physicians and medical historians, but also students and even non-scientists will find *History of Allergy* a scientific adventure well worth reading.

Contents

Allergy through 20 Centuries

- History of Allergy in Antiquity: **Ring, J.**
- History of Allergy in the Middle Ages and Renaissance: **Ring, J.**
- Landmarks in Allergy during the 19th Century: **Kay, A.B.**
- Milestones in the 20th Century: **Bergmann, K.-C.**
- Terminology of Allergic Phenomena: **Ring, J.**

Most Common Allergic Diseases:

Historical Reflections in Understanding

- Anaphylaxis: **Ring, J. et al.**
- Allergic Rhinitis: **Mygind, N.**
- Asthma: **Bergmann, K.-C.**
- Atopic Dermatitis/Atopic Eczema: **Wallach, D.; Taieb, A.**
- Allergic Contact Dermatitis: **Alikhan, A.; Maibach H.I.**
- Urticaria and Angioedema: **Maurer, M.**
- Allergy and the Eye: **Bonini, S.**
- History of Food Allergy: **Wüthrich, B.**
- Drug Hypersensitivity: **Bircher, A.J.**
- Aspirin Hypersensitivity: **Sánchez-Borges, M.**
- Bradykinin-Mediated Disease: **Kaplan, A.P.**

Mechanisms of Allergy: Important Discoveries

- The Discovery of Immunoglobulin E and Its Role in Allergy: **Johansson, S.G.O.**
- T Cell Subpopulations: **Romagnani, S.**
- Mast Cell Research: **Saito, H.**
- Basophils: Historical Reflections and Perspectives: **Marone, G. et al.**
- Eosinophils: **Radonjic-Hösl, S.; Simon, H.-U.**
- The Bradykinin-Forming Cascade: A Historical Perspective: **Kaplan, A.P.**
- Histamine Receptors and Antihistamines: From Discovery to Clinical Applications: **Cataldi, M. et al.**

Detection of Environmental Influences and Allergens

- Pollen and Pollinosis: **Smith, M. et al.**
- Mites and Allergy: **Fernández-Caldas, E. et al.**
- Mammalian Airborne Allergens: **Aalberse, R.C.**
- The Latex Story: **Raulf, M.**
- Peanut Allergens: **Becker, W.-M.; Jappe, U.**
- Environmental Pollution and Allergy: Historical Aspects: **Behrendt, H. et al.**
- Farmers and Their Environment: Protective Influences of the Farming Environment against the Development of Allergies: **Gassner, M.**

Progress in Allergy Management

- History of Catecholamine Research: **Starke, K.**
- Antihistamines: **Church, M.K.; Maurer, M.**
- Glucocorticoids: **Barnes, P.J.**
- Chromones: **Edwards, A.M.**
- Characterization and Standardization of Allergen Extracts: **Löwenstein, H.**
- Allergen-Specific Immunotherapy: **Nelson, H.S.; Norman, P.S.**

Pioneers of Allergy: Personal Reflections

K. Frank Austen • John Bienenstock • Kurt Blaser • Alain de Weck (1928–2013) • Alfred William Frankland • Oscar L. Frick • Kimishige Ishizaka • Lothar Jäger • Terumasa Miyamoto • Harry Morrow Brown (1917–2013) • Albert K. Oehling • Heimo Reulecke • Václav Špičák

Allergy Societies and Collections

AAAAI • APAAACI • CIA • EAACI • JSA • SLAAI • WAO • AAAAI Archives • The Ilya Mechnikov Collection in Riga

Online Supplementary Material

- Movie 1: Anaphylaxie et Allergie
- Movie 2: World Allergy: The Disease of Civilization
- List of Illustrations / Figure Credits
- Subject Index

The easiest way to order: www.karger.com/chial

Karger – Medical and Scientific Publishers
CH-4009 Basel, Switzerland
orders@karger.com, f: +41 61 306 12 34
www.karger.com