




Digestion

International Journal of
Gastroenterology

S. Karger
Medical and Scientific Publishers
Basel · Freiburg · Paris ·
London · New York · Chennai ·
New Delhi · Bangkok · Beijing ·
Shanghai · Tokyo · Kuala Lumpur ·
Singapore · Sydney

KARGER



Critical Evaluation of Current Concepts and Moving to New Horizons in the Management of IBD

Editors
A. Dignass
S. Danese
G.J. Mantzaris
B.E. Sands

Critical Evaluation of Current Concepts and Moving to New Horizons in the Management of IBD

Falk Symposium 196, Frankfurt, March 2015:
 Official Congress Report
 Editors: Dignass, A. (Frankfurt);
 Danese, S. (Rozzano); Mantzaris, G.J. (Athens);
 Sands, B.E. (New York, N.Y.)
 IV + 124 p., 23 fig., 19 tab., 2015
 CHF 43.00 / EUR 40.00 / USD 51.00 (soft cover)
 CHF 52.00 / EUR 48.00 / USD 61.00 (online)
 Online version for institutional purchase
 Prices subject to change, VAT not included
 EUR price for Eurozone countries, USD price for
 USA and Latin America only
 ISBN 978-3-318-05484-2 (soft cover)
 e-ISBN 978-3-318-05485-9

Supplement Issue
Digestive Diseases
Vol. 33, Suppl. 1. (2015)
 Included in subscription

Listed in PubMed/MEDLINE



Dear Librarian

I have reviewed this publication and
 would like to recommend it for our library.

Recommended by:

Department:

Date:

Signature:

Orders may be placed with any bookshop,
 subscription agency, directly with the publisher
 or through a Karger distributor.

Contents

- Critical Evaluation of Current Concepts and Moving to New Horizons in the Management of IBD: **Dignass, A.**

The 'Omics' Era of Research

- Metabolomics in the Clinical Diagnosis of Inflammatory Bowel Disease: **De Preter, V.**
- Understanding Microbiome Data: A Primer for Clinicians: **Sekszik, P.; Landman, C.**

Imaging in IBD

- Bowel Ultrasonography in Inflammatory Bowel Disease: **Kucharzik, T.; Petersen, F.; Maaser, C.**
- Imaging in Inflammatory Bowel Diseases – Magnetic Resonance Imaging: **Herfarth, H.; Schreyer, A.G.**
- Molecular Endoscopy and in vivo Imaging in Inflammatory Bowel Diseases: **Neurath, M.F.**
- Integrating Imaging into Clinical Practice in Inflammatory Bowel Disease: **Rogler, G.; Vavricka, S.R.; Biedermann, L.**
- Management of the Challenging IBD Patient – A Multidisciplinary Approach Previous Cancer/Lymphoma and Refractory Inflammatory Bowel Disease: **Bernheim, O.; Axelrad, J.; Itzkowitz, S.H.; Colombel, J.-F.**
- Management of IBD Patients with Current Immunosuppressive Therapy and Concurrent Infections: **Rahier, J.-F.**

Immune Suppression in IBD: End of an Era, or Tried and True?

- Gastroenterology, Academic Medicine and a Changing Landscape: **Podolsky, D.K.**

Biological and Pharmacokinetics: What Clinicians Need to Know

- The Pharmacokinetics of Biologics: A Primer: **Mould, D.R.**
- Is There a Role for Therapeutic Drug Monitoring of Anti-TNF Monoclonal Antibodies in Inflammatory Bowel Disease: **Baert, F.**

New Treatment Strategies

- Postsurgical Prophylaxis in Crohn's Disease: Which Patients, Which Agents? **Michetti, P.**
- Tailoring Treatment to the Individual Patient – Will Inflammatory Bowel Disease Medicine Be Personalized? **Fiocchi, C.**

Novel Therapies for IBD

- Management of Mild-to-Moderate Ulcerative Colitis: **Siegmund, B.**
- Targeting Leukocyte Trafficking in Inflammatory Bowel Disease: What Is the Clinical Evidence?: **Khanna, R.; Mosli, M.H.; Feagan, B.G.**
- Targeting the Microbiome in Inflammatory Bowel Disease: Critical Evaluation of Current Concepts and Moving to New Horizons: **Bejaoui, M.; Sokol, H.; Marteau, P.**
- The IL-12/23/STAT Axis as a Therapeutic Target in Inflammatory Bowel Disease: Mechanisms and Evidence in Man: **Marafini, I.; Angelucci, E.; Pallone, F.; Monteleone, G.**

The easiest way to order: www.karger.com/ddi

Karger – Medical and Scientific Publishers
 CH-4009 Basel, Switzerland
orders@karger.com, f: +41 61 306 12 34
www.karger.com

Contents

[See the journal website for contents](#)



Digestion

International Journal of Gastroenterology

Founded as 'Archiv für Verdauungskrankheiten' 1895 by I. Boas

Continued as 'Gastroenterologia' 1939–1967

Former Editors: P. Morawitz (1934–1936), R. Staehelin (1937–1943), A. Hurst (1940–1945), W. Löffler (1943–1961), T.C. Hunt (1947–1967), N. Henning (1953–1962), B. Ihre (1953–1967), H. Bartelheimer (1963–1967), M. Demole (1963–1971), H. Kapp (1968–1970), R. Lambert (1972–1978), W. Creutzfeldt (1979–1992), R. Arnold (1993–2003), C. Beglinger (2004–2011), B. Göke (2004–2014), Y. Shinomura (2012–2015)

Editors-in-Chief

V. Ellenrieder, Göttingen
K. Higuchi, Osaka

Managing Editors

S. Cameron, Göttingen
U. König, Göttingen

Associate Editors

A. Andoh, Otsu
A. Canbay, Essen
R. Jakobs, Ludwigshafen
H. Kashida, Osaka
A.O. König, Göttingen
N. Malek, Tübingen
P.J. Michl, Halle (Saale)
A. Nakajima, Yokohama
G. Rogler, Zurich
Y. Sasaki, Kumamoto
A. Shiotani, Kurashiki
M. Tanaka, Fukuoka
A. Vogel, Hannover

Editorial Board

A. Amanzada, Göttingen
W. Fischbach, Aschaffenburg
J. Gaedcke, Göttingen
G. Holtmann, Brisbane, Qld.
F. Itoh, Kawasaki
F. Kolligs, Berlin
F. Lordick, Leipzig
M. P. Lutz, Saarbrücken
H. Matsubara, Chiba
D. Müller, Marburg
M. Nakamura, Tokyo
A. Neesse, Göttingen
M. Pavel, Berlin
A. Perren, Bern
R.R. Plentz, Tübingen
J. Rosendahl, Leipzig
T. Seufferlein, Ulm
Y. Shinomura, Osaka
T. Sugai, Morioka
A. Weber, Munich



Official Journal of
The Japanese
Gastroenterological
Association (JGA)

JGA Editorial Representatives

Y. Kinoshita, Izumo

Submission

Digestion invites papers covering investigative physiology in humans and animals, metabolic studies, and clinical work on etiology, diagnosis, and therapy of human diseases. Original papers and reviews written in English are considered and should be submitted online at

www.karger.com/dig

Authors may suggest up to five Referees who have expert knowledge on the subject. Suggested Referees should not be from the same institution, not have published with the authors during the last 5 years, and should not be prejudiced. Should you experience problems with your submission, please contact

S. Karger AG
Editorial Office 'Digestion'
PO Box
CH-4009 Basel (Switzerland)
Tel. +41 61 306 1361
Fax +41 61 306 1434
E-Mail dig@karger.com

Conditions

All manuscripts are subject to editorial review. Manuscripts are received with the explicit understanding that they are not under simultaneous consideration by any other publication. Submission of an article for publication implies transfer of the copyright from the author to the publisher upon acceptance. Accepted papers become the permanent property of *Digestion* and may not be reproduced by any means, in whole or in part, without the written consent of the publisher. It is the author's responsibility to obtain permission to reproduce illustrations, tables, etc. from other publications.

Authorship

Each author must have participated substantially in the work to take public responsibility for the content of the paper, and must give final approval of the final version of the manuscript.

Categories of Manuscripts

Original Papers are full-length research papers which will be considered for the journal. Articles cover topics relevant to clinical and basic studies in the following areas: Physiology • Pathophysiology • Immunology • Cell Biology • Molecular Biology • Genetics • Nutrition • Epidemiology • Therapy.

Special Reviews are comprehensive, state-of-the-art reviews of important clinical problems. Reviews may be invited by the Editors or they may be unsolicited views. Abstract is required and should be divided into Background, Summary and Key Message. Reviews should consist of a maximum of 4,000 words.

Short Communications should not contain more than 2 printed pages (i.e. 5 manuscript pages), including an abstract, essential references and not more than 3 tables or figures. Such communications should represent complete, original studies and should be arranged in the same way as full length manuscripts

Meeting Reports are brief summaries of scientific meetings of gastrointestinal or liver topics. Authors should write a letter to the Editors inquiring about potential interest before submitting the paper.

Editorials provide comments on papers published in *Digestion*. Editorials are usually invited by the Editors.

Conflicts of Interest

Authors are required to disclose any sponsorship or funding arrangements relating to their research and all

authors should disclose any possible conflicts of interest. Conflict of interest statements will be published at the end of the article.

Ethics

Published research must comply with the guidelines for human studies and animal welfare regulations. Authors should state that subjects have given their informed consent and that the study protocol has been approved by the institute's committee on human research. Further, they should also state that animal experiments conform to institutional standards.

Plagiarism Policy

Whether intentional or not, plagiarism is a serious violation. We define a case of plagiarism if there is 25% similarity in the text that exactly reproduces another paper without citation.

If evidence of plagiarism is found before/after acceptance or after publication of the paper, the author will be offered a chance for rebuttal. If the arguments are not found to be satisfactory, the manuscript will be retracted and the author sanctioned from publishing papers for a period to be determined by the responsible Editor(s).

Arrangement

Title page: The first page of each paper should indicate the title, the authors' names, the institute where the work was conducted, and a short title for use as running head.

Full address: The exact postal address of the corresponding author complete with postal code must be given at the bottom of the title page. Please also supply phone and fax numbers, as well as e-mail address.

Key words: Please supply 3–10 key words in English that reflect the content of the paper.

Abstract: Each paper needs an abstract of up to 200 words. It should be structured as follows:

Background/Aims: What is the major problem that prompted the study?
Methods: How was the study performed?
Results: Most important findings?
Conclusion: Most important conclusion?

Abstracts of Reviews: Should be divided into the following subsections: Background, Summary and Key Messages. The Background should provide a brief clinical context for the review and is followed by the Summary, which should include a concise description of the main topics covered in the text. The Key Messages encapsulate the main conclusions of the review.

Footnotes: Avoid footnotes.

Tables and illustrations: Tables and illustrations (both numbered in Arabic numerals) should be prepared on separate pages. Tables require a heading and figures a legend, also prepared on a separate page. Due to technical reasons, figures with a screen background should not be submitted. When possible, group several illustrations in one block for reproduction (max. size 180 × 223 mm) or provide crop marks. Each illustration must be labelled with its number and the first author's name. B/w half-tone and color illustrations must have a final resolution of 300 dpi after scaling, line drawings one of 800–1,200 dpi. Figure files must not be embedded in a document file but submitted separately (see detailed instructions on the Submission Website at www.karger.com/dig).

Color illustrations

Online edition: Color illustrations are reproduced free of charge. In the print version, the illustrations are re-

produced in black and white. Please avoid referring to the colors in the text and figure legends.

Print edition: Up to 6 color illustrations per page can be integrated within the text at CHF 960.00 per page.

References: In the text identify references by Arabic numerals [in square brackets]. Material submitted for publication but not yet accepted should be noted as [unpublished data] and not be included in the reference list. The list of references should include only those publications which are cited in the text. Do not alphabetize; number references in the order in which they are first mentioned in the text. The surnames of the authors followed by initials should be given. There should be no punctuation other than a comma to separate the authors. Preferably, please cite all authors. Abbreviate journal names according to the Index Medicus system. Also see International Committee of Medical Journal Editors: Uniform requirements for manuscripts submitted to biomedical journals (www.icmje.org)

Examples

(a) *Papers published in periodicals:* Chatel J-M, Bernard H, Orson FM: Isolation and characterization of two complete Ara h 2 isoforms cDNA. *Int Arch Allergy Immunol* 2003;131:14–18.

(b) *Papers published only with DOI numbers:* Theoharides TC, Boucher W, Spear K: Serum interleukin-6 reflects disease severity and osteoporosis in mastocytosis patients. *Int Arch Allergy Immunol* DOI: 10.1159/000063858.

(c) *Monographs:* Matthews DE, Farewell VT: *Using and Understanding Medical Statistics*, ed 3, revised. Basel, Karger, 1996.

(d) *Edited books:* DuBois RN: Cyclooxygenase-2 and colorectal cancer; in Dannenberg AJ, Dubois RN (eds): *COX-2*. *Prog Exp Tum Res*. Basel, Karger, 2003, vol 37, pp 124–137.

Reference Management Software: Use of EndNote is recommended for easy management and formatting of citations and reference lists.

Digital Object Identifier (DOI)

S. Karger Publishers supports DOIs as unique identifiers for articles. A DOI number will be printed on the title page of each article. DOIs can be useful in the future for identifying and citing articles published online without volume or issue information. More information can be found at www.doi.org.

Supplementary Material

Multimedia files and other supplementary files, directly relevant but not essential to the conclusions of a paper, enhance the online version of a publication and increase its visibility on the web. These files will undergo editorial review. The Editors reserve the right to limit the scope and length of the supplementary material. Multimedia and supplementary material should meet production quality standards for publication without the need for any modification or editing. Files should not exceed 10 MB in size. Figures and tables need to have titles and legends, and all files should be supplied separately and labeled clearly. All supplementary material should be referred to in the main text. A DOI number will be assigned to supplementary material and it will be hosted online at <https://karger.figshare.com> under a CC BY license. Authors will be charged a processing fee of CHF 250.00 for supplementary material.

Self-Archiving/Green Open Access

Karger permits authors to archive their pre-prints (i.e. pre-peer review) or post-prints (i.e. accepted manuscript after peer review but before production) on

their personal or their institution's internal website. In addition, authors may post their accepted manuscripts in public Open Access repositories and scientific networks (e.g. ResearchGate or Mendeley) no earlier than 12 months following publication of the final version of their article. For all self-archiving, the posted manuscripts must:

- Be used for noncommercial purposes only
- Be linked to the final version on www.karger.com
- Include the following statement:

'This is the peer-reviewed but unedited manuscript version of the following article: [insert full citation, e.g. Cytogenet Genome Res 2014;142:227–238 (DOI: 10.1159/000361001)]. The final, published version is available at [http://www.karger.com/?doi=\[insert DOI number\]](http://www.karger.com/?doi=[insert DOI number])'

It is the author's responsibility to fulfill these requirements.

For papers published online first with a DOI number only, full citation details must be added as soon as the paper is published in its final version. This is important to ensure that citations can be credited to the article. Manuscripts to be archived in PubMed Central due to funding requirements will be submitted by Karger on the author's behalf [see Funding Organizations (NIH etc.)].

For self-archiving Author's Choice™ (Gold Open Access) articles, see Author's Choice™.

Author's Choice™

Karger's Author's Choice™ service broadens the reach of your article and gives all users worldwide free and

full access for reading, downloading and printing at www.karger.com. The option is available for a one-time fee of CHF 3,000.00, which is a permissible cost in grant allocation. More information can be found at www.karger.com/authors_choice.

The final, published version of the article may be posted at any time and in any repository or on other websites, in accordance with the relevant Creative Commons license. Reposted Open Access articles must:

- Follow the terms of the relevant Creative Commons license
- Be linked to the final version on www.karger.com
- Include the following statement:

'The final, published version of this article is available at [http://www.karger.com/?doi=\[insert DOI number\]](http://www.karger.com/?doi=[insert DOI number])'

It is the author's responsibility to fulfill these requirements.

For papers published online first with a DOI number only, full citation details must be added as soon as the paper is published in its final version. This is important to ensure that citations can be credited to the article.

Funding Organizations (NIH etc.)

The U.S. National Institutes of Health (NIH) Public Access Policy mandates that accepted, peer-reviewed manuscripts are archived in its digital database, PubMed Central (PMC), within 12 months of the official publication date. As a service to authors, Karger submits NIH-funded articles to PMC on behalf of the authors immediately upon publication. The NIH assigns a PMCID within approximately

1 month and the manuscript will appear in PMC after a 12-month embargo. For authors making their paper Open Access through Author's Choice™, the embargo will be overridden, thereby accelerating the accessibility of the article. Karger also complies with other funders' requirements (including Wellcome Trust and RCUK) for submission to PMC. Authors should include information on their grants in the Acknowledgements section of their papers.

Page Charges

There are no page charges for papers of 3 or fewer printed pages (including tables, illustrations and references). Each additional complete or partial page is charged to the author at CHF 375.00. The allotted size of a paper is equal to approx. 10 manuscript pages (including tables, illustrations and references).

Proofs

Unless indicated otherwise, proofs are sent to the corresponding author and should be returned with the least possible delay. Alterations other than the correction of printer's errors are charged to the author.

Reprints

Order forms and a price list are sent with the proofs. Orders submitted after the issue is printed are subject to considerably higher prices.

ISSN Print Edition: 0012-2823
ISSN Online Edition: 1421-9867

Journal Homepage: www.karger.com/dig

Publication Data: *Digestion* is published 8 times a year. Volumes 93 and 94, each with 4 issues, appear in 2016.

Copyright: © 2016 S. Karger AG, Basel (Switzerland). All rights reserved. No part of this publication may be translated into other languages, reproduced or utilized in any form or by any means, electronic or mechanical, including photocopying, recording, microcopying, or by any information storage and retrieval system, without permission in writing from the publisher or, in the case of photocopying, direct payment of a specified fee to the Copyright Clearance Center.

Disclaimer: The statements, opinions and data contained in this publication are solely those of the individual authors and contributors and not of the publisher and the editor(s). The appearance of advertisements in the journal is not a warranty, endorsement, or approval of the products or services advertised or of their effectiveness, quality or safety. The publisher and the editor(s) disclaim responsibility for any injury to persons or property resulting from any ideas, methods, instructions or products referred to in the content or advertisements.

Subscription Rates: Subscriptions run for a full calendar year. Prices are given per year.

Personal subscription:

Print or Online	Print+Online combined
CHF 623.00	CHF 723.00
EUR 557.00	EUR 637.00
USD 670.00	USD 778.00

postage and handling (added to print and print+online)
 CHF 60.80 Europe, CHF 89.60 Overseas
 EUR 54.40
 USD 83.20

Institutional subscription:

Print or Online	Print+Online combined
CHF 3117.00	CHF 3585.00
EUR 2783.00	EUR 3200.00
USD 3352.00	USD 3855.00

postage and handling (added to print and print+online)
 CHF 76.00 Europe, CHF 112.00 Overseas
 EUR 68.00
 USD 104.00

Discount subscription prices:

Please enquire about reduced rates for members of affiliated societies.

Back Volumes and Single Issues: Information on availability and prices of single print issues and print or electronic back volumes can be obtained from Customer Service at service@karger.com.

Bibliographic Indices: This journal is regularly listed in bibliographic services, including *Current Contents*® and PubMed/MEDLINE.

Photocopying: This journal has been registered with the Copyright Clearance Center (CCC), as indicated by the code appearing on the first page of each article. For readers in the US, this code signals consent for copying of articles for personal or internal use, or for the personal or internal use of specific clients, provided that the stated fee is paid per copy directly to

Copyright Clearance Center Inc.
 222 Rosewood Drive
 Danvers, MA 01923 (USA)

A copy of the first page of the article must accompany payment. Consent does not extend to copying for general distribution, for promotion, for creating new works, or for resale. In these cases, specific written permission must be obtained from the copyright owner, S. Karger AG, P.O. Box CH-4009 Basel (Switzerland).

Subscription Orders:

Orders can be placed at agencies, bookstores, directly with the Publisher

S. Karger AG

Medical and Scientific Publishers
 Allschwilerstrasse 10
 CH-4009 Basel
 Switzerland

t: +41 61 306 11 11
 f: +41 61 306 12 34
 e: karger@karger.com
 w: www.karger.com

(for courier services only:
 Allschwilerstrasse 10
 CH-4055 Basel)

or further Karger offices or representatives:

Germany
S. Karger GmbH
 Postfach
 79095 Freiburg
 Deutschland
 (Hausadresse: Wilhelmstrasse 20A,
 79098 Freiburg)
 t: +49 761 45 20 70
 f: +49 761 45 20 714
 e: information@karger.de
 w: www.karger.de

Japan
Karger Japan, Inc.
 Shiba Daimon Asahi Bldg. 2F
 1-2-23 Shiba Daimon
 Minato-ku
 Tokyo 105-0012
 Japan
 t: +81 3 6435 6242
 f: +81 3 6435 6244
 e: publisher@karger.jp
 w: www.karger.jp

USA
S. Karger Publishers, Inc.
 26 West Avon Road
 P.O. Box 529
 Unionville, CT 06085
 USA
 Toll free: +1 800 828 5479
 t: +1 860 675 7834
 f: +1 860 675 7302
 e: kargerusa@karger.com

France
Enter & Read
 Albertine Luginbuhl
 23, rue du Départ, boîte 37
 75014 Paris
 France
 t: +33 (0) 6 81 04 76 85
 e: albertineluginbuhl@orange.fr

South East Asia, China and Taiwan
Karger Regional Office (Malaysia)
 Level 28-03-03A, PJ Exchange
 No. 16A, Persiaran Barat
 46050 Petaling Jaya
 Selangor Darul Ehsan
 Malaysia
 t: +60 3 7962 0158
 f: +60 3 7962 0001
 e: service@karger.cn; r.chew@karger.cn

Karger China

51F Raffles City Centre
 268 Xi Zang Middle Road
 Huang Pu District
 Shanghai 200001
 P.R. China
 t: +86 21 2312 7673
 f: +86 21 2312 7777
 e: service@karger.cn
r.chew@karger.cn
 w: www.karger.com

India, Bangladesh, Sri Lanka

Karger India

Plot No. 17, Yusuf Sarai Market
 B.L. Glass Building, 2nd Floor
 Sri Aurobindo Marg
 New Delhi 110 016
 India
 t: +91 11 46029 633
 f: +91 11 46029 634
 c: +91 98 91052 128
 e: r.kumar@kargerindia.com
 w: www.karger.com

Change of Address:

Both old and new address should be sent to the subscription source.

Gastro Update Europe 2017

4th European Update Congress in Gastroenterology

Vienna, 6–8 April 2017

- Complete field update in two days
- Cutting-edge study results
- Ensured clinical relevance

Submit
an ePoster
Save
200 €

Scientific Board

Peter Layer, Germany
Lars Lundell, Sweden
Jan Tack, Belgium
Guido Tytgat, Netherlands

Registration and further information
www.gastro-update-europe.eu



**Oesophagus/Stomach/
Duodenum**
Peter Malfertheiner, Germany



Hot Topic: Oncology
Florian Lordick, Germany



Hepatology I
Michael Trauner, Austria



Surgery: Upper GI Tract
Lars Lundell, Sweden



**Endoscopy I:
Upper GI & Small Bowel**
Andrea May, Germany



Pancreas
Peter Layer, Germany



**Motility & Functional
Disorders**
Jan Tack, Belgium



Endoscopy II: ERCP and EUS
Marco Bruno, Netherlands



Hepatology II
Frederik Nevens, Belgium



Large Bowel
Jaroslaw Regula, Poland



Small Bowel
Herbert Tilg, Austria



Surgery: Lower GI Tract
Ronan O'Connell, Ireland



**Inflammatory Bowel
Disease – ICB**
Charlie Lees, UK



Endoscopy III: Lower GI
Bjorn Rembacken, UK

Media Partner

ELSEVIER

KARGER
Medical and Scientific Publishers

Congress Host

medupdate
europe



JUNE 20-23
ESGAR 2017
ATHENS
GREECE



European
Society
of Gastrointestinal
and Abdominal
Radiology




www.esgar.org

Three BMA awards for Karger Publishers

We are delighted to announce that three Karger titles received 'Highly Commended' awards by the British Medical Association in their prestigious 2016 Medical Book Competition:




In the category 'Internal Medicine'



Tattooed Skin and Health


Editors: Serup, J. (Copenhagen); Kluger, N. (Helsinki); Bäumlner, W. (Regensburg)
X + 258 p., 110 fig., 85 in color, 25 tab., hard cover, 2015
ISBN 978-3-318-02776-1
e-ISBN 978-3-318-02777-8
www.karger.com/cupde



Retinal Pharmacotherapeutics

Editors: Nguyen, Q.D. (Omaha, Nebr.); Rodrigues, E.B. (São Paulo); Farah, M.E. (São Paulo); Mieler, W.F. (Chicago, Ill.); Do, D.V. (Omaha, Nebr.)
XVI + 408 p., 83 fig., 71 in color, 33 tab., hard cover, 2016
ISBN 978-3-318-05564-1
e-ISBN 978-3-318-05565-8
www.karger.com/deoph




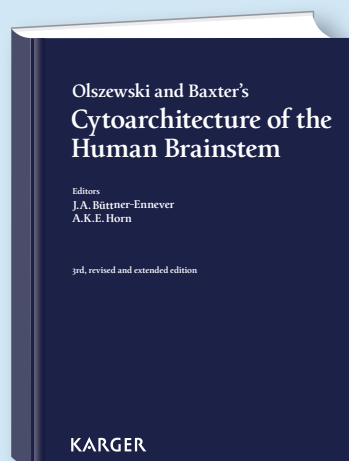
In the category 'Oncology'



Immuno-Oncology

Editors: Michielin, O.; Coukos, G. (Lausanne)
VI + 140 p., 8 fig., 5 in color, 11 tab., hard cover, 2015
ISBN 978-3-318-05589-4
e-ISBN 978-3-318-05590-0
www.karger.com/pritr

Karger titles which received awards in previous BMA Medical Book Competitions



KARGER
www.karger.com

Digestion

Original Papers

57 **New Perspectives in Multiple Primary Colorectal Cancer: A Surgical Approach**

Brandariz, L.; Alegre, C.; Rueda, D.; Arriba, M.; Alonso, L.; Nutu, A.; Rodríguez, Y.; Pajares, J.A.; Ferrero, E.; García-Borda, J.; Perea, J. (Madrid)

66 **Association of Intestinal Microbiota with Metabolic Markers and Dietary Habits in Patients with Type 2 Diabetes**

Yamaguchi, Y.; Adachi, K.; Sugiyama, T.; Shimozato, A.; Ebi, M.; Ogasawara, N.; Funaki, Y. (Nagakute); Goto, C. (Inazawa); Sasaki, M.; Kasugai, K. (Nagakute)

73 **Prediction of Poor Response to Modified Neuroleptanalgesia with Midazolam for Endoscopic Submucosal Dissection for Esophageal Squamous Cell Carcinoma**

Ominami, M.; Nagami, Y.; Shiba, M.; Tominaga, K.; Maruyama, H.; Okamoto, J.; Kato, K.; Minamino, H.; Fukunaga, S.; Sugimori, S.; Yamagami, H.; Tanigawa, T.; Watanabe, T.; Fujiwara, Y.; Arakawa, T. (Osaka)

82 **Low-Volume Polyethylene Glycol with Ascorbic Acid for Colonoscopy Preparation in Elderly Patients: A Randomized Multicenter Study**

Jung, Y.S.; Lee, C.K. (Seoul); Eun, C.S. (Guri); Park, D.I. (Seoul); Han, D.S. (Guri); Kim, H.J. (Seoul)

92 **Survival Impact of Extracolorectal Malignancies in Colorectal Cancer Patients**

Kawai, K.; Ishihara, S.; Nozawa, H.; Hata, K.; Kiyomatsu, T.; Tanaka, T.; Nishikawa, T.; Otani, K.; Yasuda, K.; Murono, K.; Sasaki, K.; Watanabe, T. (Tokyo)

100 **The Efficacy of Clinical Predictors for Patients with Intermediate Risk of Choledocholithiasis**

Kang, J. (Seoul); Paik, K. (Daejeon); Lee, J.; Kim, H.W.; Lee, J.; Hwang, J.-H.; Kim, J. (Seongnam)

106 **Endoscopic Diagnosis of the Invasion Depth of T1 Colorectal Carcinoma for Endoscopic Resection by Using Narrow-Band Imaging Magnification as Total Excisional Biopsy**

Sanomura, M. (Osaka); Tanaka, S. (Hiroshima); Sasaki, Y.; Fukunishi, S.; Higuchi, K. (Osaka)

114 **High Prognostic Value of Mini-Laparoscopy for Advanced Liver Disease-Related Complications in Patients with HCV Infection**

Zizer, E.; Backhus, J.; Bohl, S.; Braun, A.; Baturina, I. (Ulm); Klass, D. (Lüneburg); Dikopoulos, N.; Seufferlein, T.; Dollinger, M. (Ulm)