


# Digestion

S. Karger  
Medical and Scientific Publishers  
Basel · Freiburg · Paris ·  
London · New York ·  
New Delhi · Bangkok · Beijing ·  
Tokyo · Kuala Lumpur ·  
Singapore · Sydney

**KARGER**

*A broad range of medical and surgical details of pediatric liver disease and liver transplantation*



# Concise Pediatric and Adolescent Hepatology

**Editor**  
**Anil Dhawan**

Pediatrics; Gastroenterology; Hepatology; Immunosuppression; Transplantation; Metabolic Disease; Intensive Care

Great progress in molecular biology, therapeutics, imaging as well as surgery have vastly improved the understanding and treatment of childhood liver disorders. In particular, surgical advancements in liver transplantation currently allow for a lower age or weight limit for recipients. Furthermore, the majority of children with liver disease or with liver transplantation today survive well into adulthood. In this book, world experts in the now established subspecialty of pediatric hepatology provide a comprehensive summary of the latest advances in pathophysiology, molecular diagnostics and treatment strategies. Day-to-day management of liver transplant recipients as well as psychosocial aspects and complications during the challenging transition phase to adulthood are discussed in detail. This up-to-date overview will be an invaluable tool for trainees in pediatric gastroenterology, a ready reference for busy clinicians and nurses or allied health professionals involved in the care of children with liver disease and after liver transplantation.

## Contents

Preface: **Dhawan, A.**

Growing Up with Liver Disease – Psychological Aspects of Paediatric Liver Disease:

**Boulton, H.; Bathgate, F.**

Acute Liver Failure in Children and

Adolescents: **Shanmugam, N.P.; Bansal, S.; Dhawan, A.**

Progressive Familial Intrahepatic Cholestasis in Children: **Knisely, A.S.**

Biliary Atresia: **Hill, R.; Davenport, M.**

Alagille Syndrome: **Mouzaki, M.; Kamath, B.M.**

Immune Deficiency-Related Liver Disease:

**Hadzic, N.**

Autoimmune Liver Disease: **Mieli-Vergani, G.; Vergani, D.**

Wilson Disease: **Socha, P.**

Non-Alcoholic Fatty Liver Disease in Children:

**Alisi, A.; De Vito, R.; Viggiano, D.; Morcaldi, L.; Nobili, V.**

Non-Cirrhotic Portal Hypertension:

**Yachha, S.K.; Jagadisan, B.**

Primary Liver Malignancies: Surgical Aspects Including Transplantation: **Otte, J.-B.**

Viral Hepatitis in Children: **Stéphenne, X.; Sokal, E.**

Non-Viral Infections of the Liver: **Verma, A.** Intestinal Failure, Parenteral Nutrition and Liver Disease: **Goulet, O.J.**

Liver Transplantation: **Ciria, R.; Heaton, N.** Hepatocyte Transplantation, 'Omics' and Gene Therapy in the Management of Liver Diseases: **Jitraruch, S.; Qin, H.; Hughes, R.D.; Lehec, S.C.; Mitry, R.R.**

Author Index  
Subject Index

K112625

**KARGER**

[www.karger.com/pamed](http://www.karger.com/pamed)

**Pediatric and Adolescent Medicine, Vol. 16** →  
Series Editors: Branski, D. (Jerusalem); Kiess, W. (Leipzig)  
ISSN 1017-5989 / e-ISSN 1662-3886

**Concise Pediatric and Adolescent Hepatology**  
Editor: Dhawan, Anil (London)  
X + 264 p., 36 fig., 6 in color, 34 tab., hard cover, 2012  
CHF 198.- / EUR 165.- / USD 233.00  
Prices subject to change  
EUR price for Germany, USD price for USA only  
ISBN 978-3-8055-9829-3  
e-ISBN 978-3-8055-9830-9

Please send: \_\_\_\_\_ copy/ies

Postage and handling free with prepayment

### Payment:

Please charge to my credit card  
 American Express  Diners  
 MasterCard  Visa

Card No.: \_\_\_\_\_

Exp. date: \_\_\_\_\_

CVV/CVC \_\_\_\_\_

(3 digits in the signature field on the back of Visa and MasterCard)

Check enclosed  Please bill me

Orders may be placed with any bookshop, subscription agency, directly with the publisher or through a Karger distributor.

Fax: +41 61 306 12 34

S. Karger AG, P.O. Box, CH-4009 Basel (Switzerland)  
E-Mail orders@karger.ch, [www.karger.com](http://www.karger.com)

Name/Address:

\_\_\_\_\_  
\_\_\_\_\_  
\_\_\_\_\_  
\_\_\_\_\_

Date:

Signature:



---

Official Journal of The Japanese Gastroenterological Association (JGA)

# Digestion

## International Journal of Gastroenterology

Founded as 'Archiv für Verdauungskrankheiten' 1895 by I. Boas

Continued as 'Gastroenterologia' 1939–1967

Former Editors: P. Morawitz (1934–1936), R. Staehelin (1937–1943), A. Hurst (1940–1945), W. Löffler (1943–1961), T.C. Hunt (1947–1967), N. Henning (1953–1962), B. Ihre (1953–1967), H. Bartelheimer (1963–1967), M. Demole (1963–1971), H. Kapp (1968–1970), R. Lambert (1972–1978), W. Creutzfeldt (1979–1992), R. Arnold (1993–2003), C. Beglinger (2004–2011)

---

### Editors-in-Chief

B. Göke, Munich (Germany)  
Y. Shinomura, Sapporo (Japan)

---

### Managing Editors

F. Kolligs, Munich (Germany)  
C. Rust, Munich (Germany)

---

### Associate Editors

A. Andoh, Otsu (Japan)  
A. Canbay, Essen (Germany)  
V. Ellenrieder, Marburg (Germany)  
W. Fischbach, Aschaffenburg  
(Germany)  
E. Gallmeier, Munich (Germany)  
Y. Kinoshita, Shimane (Japan)  
G. Rogler, Zurich (Switzerland)  
Y. Sasaki, Kumamoto (Japan)  
T. Takayama, Tokushima (Japan)  
K. Takeuchi, Kyoto (Japan)



Official Journal of  
The Japanese  
Gastroenterological  
Association (JGA)

---

### JGA Editorial Representatives

Y. Kinoshita, Izumo  
K. Higuchi, Osaka

---

**KARGER**

Printed in Switzerland  
on acid-free and non-aging  
paper (ISO 9706) by  
Reinhardt Druck, Basel

Appears every 6 weeks:  
2 volumes per year  
(8 issues)

### Submission

'Digestion' invites papers covering investigative physiology in humans and animals, metabolic studies, and clinical work on etiology, diagnosis, and therapy of human diseases. Original papers and reviews written in English are considered and should be submitted online at

[www.karger.com/dig](http://www.karger.com/dig)

Authors may suggest up to five Referees who have expert knowledge on the subject. Suggested Referees should not be from the same institution, not have published with the authors during the last 5 years, and should not be prejudiced. Should you experience problems with your submission, please contact

S. Karger AG  
Editorial Office 'Digestion'  
PO Box  
CH-4009 Basel (Switzerland)  
Tel. +41 61 306 1361  
Fax +41 61 306 1434  
E-Mail [dig@karger.ch](mailto:dig@karger.ch)

### Conditions

All manuscripts are subject to editorial review. Manuscripts are received with the explicit understanding that they are not under simultaneous consideration by any other publication. Submission of an article for publication implies transfer of the copyright from the author to the publisher upon acceptance. Accepted papers become the permanent property of 'Digestion' and may not be reproduced by any means, in whole or in part, without the written consent of the publisher. It is the author's responsibility to obtain permission to reproduce illustrations, tables, etc. from other publications.

### Authorship

Each author must have participated substantially in the work to take public responsibility for the content of the paper, and must give final approval of the final version of the manuscript.

### Categories of Manuscripts

*Original Articles* are full-length research papers which will be considered for the journal. Articles cover topics relevant to clinical and basic studies in the following areas: Physiology • Pathophysiology • Immunology • Cell Biology • Molecular Biology • Genetics • Nutrition • Epidemiology • Therapy.

*Special Reviews* are comprehensive, state-of-the-art reviews of important clinical problems. Reviews may be invited by the Editors or they may be unsolicited views.

*Short Communications* should not contain more than 2 printed pages (i.e. 5 manuscript pages), including an abstract, essential references and not more than 3 tables or figures. Such communications should represent complete, original studies and should be arranged in the same way as full length manuscripts

*Meeting Reports* are brief summaries of scientific meetings of gastrointestinal or liver topics. Authors should write a letter to the Editors inquiring about potential interest before submitting the paper.

*Editorials* provide comments on papers published in 'Digestion'. Editorials are usually invited by the Editors.

### Conflicts of Interest

Authors are required to disclose any sponsorship or funding arrangements relating to their research and all authors should disclose any possible conflicts of interest. Conflict of interest statements will be published at the end of the article.

### Ethics

Published research must comply with the guidelines for human studies and animal welfare regulations. Authors should state that subjects have given their informed consent and that the study protocol has been approved by the institute's committee on human research. Further, they should also state that animal experiments conform to institutional standards.

### Plagiarism Policy

Whether intentional or not, plagiarism is a serious violation. We define a case of plagiarism if there is 25% similarity in the text that exactly reproduces another paper without citation. If evidence of plagiarism is found before/after acceptance or after publication of the paper, the author will be offered a chance for rebuttal. If the arguments are not found to be satisfactory, the manuscript will be retracted and the author sanctioned from publishing papers for a period to be determined by the responsible Editor(s).

### Arrangement

*Title page:* The first page of each paper should indicate the title, the authors' names, the institute where the work was conducted, and a short title for use as running head.

*Full address:* The exact postal address of the corresponding author complete with postal code must be given at the bottom of the title page. Please also supply phone and fax numbers, as well as e-mail address.

*Key words:* Please supply 3–10 key words in English that reflect the content of the paper.

*Abstract:* Each paper needs an abstract of up to 200 words. It should be structured as follows:

*Background/Aims:* What is the major problem that prompted the study?  
*Methods:* How was the study performed?  
*Results:* Most important findings?  
*Conclusion:* Most important conclusion?

*Footnotes:* Avoid footnotes.

*Tables and illustrations:* Tables and illustrations (both numbered in Arabic numerals) should be prepared on separate pages. Tables require a heading and figures a legend, also prepared on a separate page. Due to technical reasons, figures with a screen background should not be submitted. When possible, group several illustrations in one block for reproduction (max. size 180 × 223 mm) or provide crop marks. Each illustration must be labelled with its number and the first author's name. B/w half-tone and color illustrations must have a final resolution of 300 dpi after scaling, line drawings one of 800–1,200 dpi. Figure files must not be embedded in a document file but submitted separately (see detailed instructions on the Submission Website at [www.karger.com/dig](http://www.karger.com/dig)).

### Color illustrations

*Online edition:* Color illustrations are reproduced free of charge. In the print version, the illustrations are reproduced in black and white. Please avoid referring to the colors in the text and figure legends.

*Print edition:* Up to 6 color illustrations per page can be integrated within the text at CHF 800.– per page.

*References:* In the text identify references by Arabic numerals [in square brackets]. Material submitted for publication but not yet accepted should be noted as 'unpublished data' and not be included in the reference list. The list of references should include only those publications which are cited in the text. Do not alphabetize; number references in the order in which they are first mentioned in the text. The surnames of the authors followed by initials should be given. There should be no punctuation other than a comma to separate the authors. Preferably, please cite all authors. Abbreviate journal names according to the Index Medicus system. Also see International Committee of Medical Journal Editors: Uniform requirements for manuscripts submitted to biomedical journals ([www.icmje.org](http://www.icmje.org))

### Examples

(a) *Papers published in periodicals:* Chatel J-M, Bernard H, Orson FM: Isolation and characterization of two complete Ara h 2 isoforms cDNA. *Int Arch Allergy Immunol* 2003;131:14–18.

(b) *Papers published only with DOI numbers:* Theoharides TC, Boucher W, Spear K: Serum interleukin-6 reflects disease severity and osteoporosis in mastocytosis patients. *Int Arch Allergy Immunol* DOI: 10.1159/000063858.

(c) *Monographs:* Matthews DE, Farewell VT: *Using and Understanding Medical Statistics*, ed 3, revised. Basel, Karger, 1996.

(d) *Edited books:* DuBois RN: Cyclooxygenase-2 and colorectal cancer; in Dannenberg AJ, Dubois RN (eds): *COX-2*. *Prog Exp Tum Res*. Basel, Karger, 2003, vol 37, pp 124–137.

*Reference Management Software:* Use of EndNote is recommended for easy management and formatting of citations and reference lists.

### Digital Object Identifier (DOI)

S. Karger Publishers supports DOIs as unique identifiers for articles. A DOI number will be printed on the title page of each article. DOIs can be useful in the future for identifying and citing articles published online without volume or issue information. More information can be found at [www.doi.org](http://www.doi.org).

### Supplementary Material

Supplementary material is restricted to additional data that are not necessary for the scientific integrity and conclusions of the paper. Please note that all supplementary files will undergo editorial review and should be submitted together with the original manuscript. The Editors reserve the right to limit the scope and length of the supplementary material. Supplementary material must meet production quality standards for Web publication without the need for any modification or editing. In general, supplementary files should not exceed 10 MB in size. All figures and tables should have titles and legends and all files should be supplied separately and named clearly. Acceptable files and formats are: Word or PDF files, Excel spreadsheets (only if the data cannot be converted properly to a PDF file), and video files (.mov, .avi, .mpeg).

### Author's Choice™

Karger's Author's Choice™ service broadens the reach of your article and gives all users worldwide free and full access for reading, downloading and printing at [www.karger.com](http://www.karger.com). The option is available for a one-time fee of CHF 3000.–, which is a permissible cost in grant allocation. More information can be found at [www.karger.com/authors\\_choice](http://www.karger.com/authors_choice).

### NIH-Funded Research

The U.S. National Institutes of Health (NIH) mandates under the NIH Public Access Policy that final, peer-reviewed manuscripts appear in its digital database within 12 months of the official publication date. As a service to authors, Karger submits the final version of your article on your behalf to PubMed Central. For those selecting our premium Author's Choice™ service, we will send your article immediately upon publishing, accelerating the accessibility of your work without the usual embargo. More details on NIH's Public Access Policy is available at <http://publicaccess.nih.gov/policy.htm>.

### Self-Archiving

Karger permits authors to archive their pre-prints (i.e. pre-refereeing) or post-prints (i.e. final draft post-refereeing) on their personal or institution's servers, provided the following conditions are met: Articles may not be used for commercial purposes, must be linked to the publisher's version, and must acknowledge the publisher's copyright. Authors selecting Karger's Author's Choice™ feature, however, are also permitted to archive the final, published version of their article, which includes copyediting and design improvements as well as citation links.

### Page Charges

There are no page charges for papers of 3 or fewer printed pages (including tables, illustrations and references). Each additional complete or partial page is charged to the author at CHF 325.–. The allotted size of a paper is equal to approx. 10 manuscript pages (including tables, illustrations and references).

### Proofs

Unless indicated otherwise, proofs are sent to the corresponding author and should be returned with the least possible delay. Alterations other than the correction of printer's errors are charged to the author.

### Reprints

Order forms and a price list are sent with the proofs. Orders submitted after the issue is printed are subject to considerably higher prices.

**ISSN Print Edition:** 0012-2823  
**ISSN Online Edition:** 1421-9867

**Journal Homepage:** [www.karger.com/dig](http://www.karger.com/dig)

**Publication Data:** 'Digestion' is published 8 times a year. Volumes 85 and 86, each with 4 issues, appear in 2012.

**Copyright:** © 2012 S. Karger AG, Basel (Switzerland). All rights reserved. No part of this publication may be translated into other languages, reproduced or utilized in any form or by any means, electronic or mechanical, including photocopying, recording, microcopying, or by any information storage and retrieval system, without permission in writing from the publisher or, in the case of photocopying, direct payment of a specified fee to the Copyright Clearance Center.

**Disclaimer:** The statements, opinions and data contained in this publication are solely those of the individual authors and contributors and not of the publisher and the editor(s). The appearance of advertisements in the journal is not a warranty, endorsement, or approval of the products or services advertised or of their effectiveness, quality or safety. The publisher and the editor(s) disclaim responsibility for any injury to persons or property resulting from any ideas, methods, instructions or products referred to in the content or advertisements.

**Subscription Rates:** Subscriptions run for a full calendar year. Prices are given per year.

*Personal subscription:*

Print or Online	Print+Online combined
CHF 561.–	CHF 657.–
EUR 449.–	EUR 525.–
USD 544.00	USD 638.00

**postage and handling** (added to print and print+online)  
 CHF 54.40 Europe, CHF 80.– Overseas

EUR 41.60  
 USD 75.20

*Institutional subscription:*

Print or Online	Print+Online combined
CHF 2804.–	CHF 3084.–
EUR 2244.–	EUR 2468.–
USD 2722.00	USD 2994.00

**postage and handling** (added to print and print+online)  
 CHF 68.– Europe, CHF 100.– Overseas

EUR 52.–  
 USD 94.00

*Airmail surcharge:* CHF 68.– / USD 64.–

*Discount subscription prices:*

Please enquire about reduced rates for members of affiliated societies.

**Back Volumes and Single Issues:** Information on availability and prices of single print issues and print or electronic back volumes can be obtained from Customer Service at [service@karger.ch](mailto:service@karger.ch).

**Bibliographic Indices:** This journal is regularly listed in bibliographic services, including *Current Contents*® and PubMed/MEDLINE.

**Photocopying:** This journal has been registered with the Copyright Clearance Center (CCC), as indicated by the code appearing on the first page of each article. For readers in the US, this code signals consent for copying of articles for personal or internal use, or for the personal or internal use of specific clients, provided that the stated fee is paid per copy directly to

Copyright Clearance Center Inc.  
 222 Rosewood Drive  
 Danvers, MA 01923 (USA)

A copy of the first page of the article must accompany payment. Consent does not extend to copying for general distribution, for promotion, for creating new works, or for resale. In these cases, specific written permission must be obtained from the copyright owner, S. Karger AG, P.O. Box CH-4009 Basel (Switzerland).

### Subscription Orders:

Orders can be placed at agencies, bookstores, directly with the Publisher

### S. Karger AG

Medical and Scientific Publishers  
 P.O. Box  
 CH-4009 Basel  
 Switzerland  
 (for courier services only:  
 Allschwilerstrasse 10  
 CH-4055 Basel)  
 t: +41 61 306 11 11  
 f: +41 61 306 12 34  
 e: [karger@karger.ch](mailto:karger@karger.ch)  
 w: [www.karger.com](http://www.karger.com)

or further Karger offices or representatives:

Germany  
**S. Karger GmbH**  
 Postfach  
 79095 Freiburg  
 Deutschland  
 (Hausadresse: Wilhelmstrasse 20A,  
 79098 Freiburg)  
 t: +49 761 45 20 70  
 f: +49 761 45 20 714  
 e: [information@karger.de](mailto:information@karger.de)  
 w: [www.karger.de](http://www.karger.de)

Japan  
**Karger Japan, Inc.**  
 Shiba Daimon Asahi Bldg. 2F  
 1-2-23 Shiba Daimon  
 Minato-ku  
 Tokyo 105-0012  
 Japan  
 t: +81 3 6435 6242  
 f: +81 3 6435 6244  
 e: [publisher@karger.jp](mailto:publisher@karger.jp)  
 w: [www.karger.jp](http://www.karger.jp)

USA  
**S. Karger Publishers, Inc.**  
 26 West Avon Road  
 P.O. Box 529  
 Unionville, CT 06085  
 USA  
 Toll free: +1 800 828 5479  
 t: +1 860 675 7834  
 f: +1 860 675 7302  
 e: [karger@snet.net](mailto:karger@snet.net)

France  
**Librairie Médi-Sciences Sarl**  
 36, bd de Latour-Maubourg  
 75007 Paris  
 France  
 t: +33 (0) 1 45 51 42 58  
 f: +33 (0) 1 45 56 07 80  
 e: [librairie@medi-sciences.fr](mailto:librairie@medi-sciences.fr)  
 w: [www.medi-sciences.fr](http://www.medi-sciences.fr)

Gulf Council Countries, Iran,  
 Middle East, North Africa, Turkey  
**Trans Middle East International  
 Distribution Co. Ltd.**  
**KaSha**  
 134 Queen Rania Al Abdullah Street  
 Jordan Trade Center Bldg. 3rd Floor  
 P.O. Box 2376  
 Amman 11953  
 Jordan  
 t: +962 6 515 3467  
 f: +962 6 515 3472  
 e: [info@kasha.cc](mailto:info@kasha.cc)  
 w: [www.KaShaonline.com](http://www.KaShaonline.com)

South East Asia, China and Taiwan  
**Karger Regional Office (Malaysia)**  
 CEO Suite Kuala Lumpur  
 Quill 7, 27th Floor  
 Jalan Stesen Sentral 5  
 KL Sentral  
 Kuala Lumpur 50470  
 Malaysia  
 t: +60 3 2776 6803  
 f: +60 3 2776 6999  
 e: [service@karger.cn](mailto:service@karger.cn); [r.chew@karger.cn](mailto:r.chew@karger.cn)

**Karger China**  
 10th Floor, Twin Towers (East)  
 B12 Jianguomenwai Avenue  
 Beijing 100022  
 China  
 t: +86 10 5123 5033  
 f: +86 10 5123 5122  
 e: [service@karger.cn](mailto:service@karger.cn); [r.chew@karger.cn](mailto:r.chew@karger.cn)  
 w: [www.karger.cn](http://www.karger.cn)

India, Bangladesh, Sri Lanka  
**Medscience India**  
 Plot No. 17, Yusuf Sarai Market  
 B.L. Glass Building, 2nd Floor  
 Sri Aurobindo Marg  
 New Delhi 110 016  
 India  
 t: +91 11 46029 633  
 f: +91 11 46029 634  
 c: +91 98 91052 128  
 e: [medsci.india@gmail.com](mailto:medsci.india@gmail.com)

### Change of Address:

Both old and new address should be sent to the subscription source.



20<sup>th</sup> United European Gastroenterology Week

# UEGW

## AMSTERDAM 2012

**ANNIVERSARY:  
20 YEARS  
UEGW  
UEGF**

**October 20 – 24, 2012**

**Amsterdam / The Netherlands**


Venue: Amsterdam RAI

EACCME applied  
[www.uegf.org](http://www.uegf.org)

---

# Contents

[See the journal website for contents](#)



The highest rates of gastric cancer are observed in eastern Asia, South America and eastern Europe. More than half of all cases worldwide occur in eastern Asia. Distinguished experts in Asia have reviewed current topics and future perspectives for gastric cancer treatment in molecular pathology, tissue engineering, surgery and chemotherapy. Advances in diagnosis and treatment offer excellent long-term survival rates in the case of early cancer diagnosis, but the prognosis of advanced cancer still remains poor. A detailed understanding of molecular pathogenesis and the individual characteristics of gastric cancer and the development of new medical technologies and therapeutic agents help to provide personalized cancer care for patients of early and advanced cancer. For ongoing success, interactions and developments between bench and bedside as well as clinics and bench are crucial.

This special issue is recommended for researchers, pathologists, surgeons, physicians and oncologists in the field of gastroenterology, who are interested in the current topics and future perspectives of molecular pathology, tissue engineering, surgery and chemotherapy of gastric cancer.

# KARGER

*New developments in  
gastric cancer diagnosis and treatment*

## Future Perspectives of Gastric Cancer Treatment – From Bench to Bedside

Editors

**Wataru Yasui**  
**Hang-Kwang Yang**  
**Kazuhiro Yoshida**

### Contents

#### Editorial

Constitutive Activation of Signal Transducers and Activators of Transcription 3 Correlates with Better Prognosis, Cell Proliferation and Hypoxia-Inducible Factor-1 $\alpha$  in Human Gastric Cancer: **Woo, S.; Lee, B.L.; Yoon, J.; Cho, S.J.; Baik, T.-K.; Chang, M.S.; Lee, H.E.; Park, J.-W.; Kim, Y.-H.; Kim, W.H.**

Molecular Pathology of Gastric Carcinoma: **Jang, B.-G.; Kim, W.H.**

Fabrication and Validation of Autologous Human Oral Mucosal Epithelial Cell Sheets to Prevent Stenosis after Esophageal Endoscopic Submucosal Dissection: **Takagi, R.; Yamato, M.; Murakami, D.; Kondo, M.; Ohki, T.; Sasaki, R.; Nishida, K.; Namiki, H.; Yamamoto, M.; Okano, T.**

Operating Room to Bench for Gastric Cancer: **Yang, H.-K.**

Robot-Assisted Surgery for Gastric Cancer: Experience at Our Institute: **Isogaki, J.; Haruta, S.; Man-i, M.; Suda, K.; Kawamura, Y.; Yoshimura, F.; Kawabata, T.; Inaba, K.; Ishikawa, K.; Ishida, Y.; Taniguchi, K.; Sato, S.; Kanaya, S.; Uyama, I.**

Future Perspectives for the Development of Chemotherapy for Advanced Gastric Cancer: Japanese and Global Status: **Higuchi, K.; Tanabe, S.; Azuma, M.; Sasaki, T.; Ishido, K.; Koizumi, W.**

The Roles of Surgical Oncologists in the New Era – Minimally Invasive Surgery for Early Gastric Cancer and Adjuvant Surgery for Metastatic Gastric Cancer: **Yoshida, K.; Yamaguchi, K.; Okumura, N.; Osada, S.; Takahashi, T.; Tanaka, Y.; Tanabe, K.; Suzuki, T.**

Author and Subject Index

[www.karger.com/pat](http://www.karger.com/pat)

#### Future Perspectives of Gastric Cancer Treatment – From Bench to Bedside

Editors: Yasui, W. (Hiroshima); Yang, H.-K. (Gifu); Yoshida, K. (Seoul)  
IV + 64 p., 23 fig., 7 in color, 14 tab., soft cover, 2011  
CHF 29.– / EUR 24.– / USD 34.00  
Prices subject to change  
EUR price for Germany, USD price for USA only  
ISBN 978-3-8055-9882-8  
e-ISBN 978-3-8055-9883-5

Special Topic Issue:  
**Pathobiology**  
Vol. 78, No. 6 (2011)  
Included in subscription



Please send: \_\_\_\_ copy/ies

Postage and handling free with prepayment

E  
L  
E  
T  
R  
O

#### Payment:

Please charge to my credit card  
 American Express  Diners  
 MasterCard  Visa

Card No.: \_\_\_\_\_

Exp. date: \_\_\_\_\_

CVV/CVC \_\_\_\_\_

(3 digits in the signature field on the back of Visa and MasterCard)

Check enclosed  Please bill me

Orders may be placed with any bookshop, subscription agency, directly with the publisher or through a Karger distributor.

Fax: +41 61 306 12 34

S. Karger AG, P.O. Box, CH-4009 Basel (Switzerland)  
E-Mail orders@karger.ch, [www.karger.com](http://www.karger.com)

Name/Address: \_\_\_\_\_

\_\_\_\_\_

\_\_\_\_\_

\_\_\_\_\_


\_\_\_\_\_

Date: \_\_\_\_\_

Signature: \_\_\_\_\_



The state of the art in pathophysiology,  
epidemiology, diagnosis and treatment



# Anaphylaxis

Editor  
**Johannes Ring**

Allergy; Immunology; Hematology; Anesthesiology; Dermatology;  
Respiratory System; Gastroenterology; General Medicine

Anaphylaxis is the most dramatic and potentially life-threatening manifestation of an immediate-type hypersensitivity reaction. Although known for over 100 years, it still poses many unresolved questions, and its practical management and acute treatment are often more empiric in nature than evidence-based.

In this book a multidisciplinary group of experts review the state of the art in the pathophysiology, epidemiology, diagnosis and clinical symptomatology of anaphylaxis. Its etiology with regard to different elicitors such as insect venoms, radiocontrast media, analgesics, general and local anesthetics is examined in detail. Finally, treatment modalities for anaphylaxis are discussed both for acute reactions and as general management recommendations for patients at risk. Providing thorough and up-to-date coverage of this frequently underestimated problem, this book is of interest not only to allergologists and immunologists, but also to all physicians and affected patients.

## Contents

Preface

Charles M. Richet on Anaphylaxis.  
A Facsimile (1904)

### History and Epidemiology

History and Classification of Anaphylaxis:  
**Ring, J.; Behrendt, H.; de Weck, A.**  
Epidemiology of Anaphylaxis: **Worm, M.**

### Mechanisms

T-Cell Response to Allergens: **Ozdemir, C.; Akdis, M.; Akdis, C.A.**  
Anaphylaxis: Mechanisms of Mast Cell Activation: **Kalesnikoff, J.; Galli, S.J.**  
Kinins, Airway Obstruction, and Anaphylaxis: **Kaplan, A.P.**  
Role for Basophils in Systemic Anaphylaxis: **Karasuyama, H.; Tsujimura, Y.; Obata, K.; Mukai, K.**  
Human Cardiac Mast Cells in Anaphylaxis: **Genovese, A.; Rossi, F.W.; Spadaro, G.; Galdiero, M.R.; Marone, G.**

### Diagnosis and Clinical Symptomatology

Mastocytosis: **Brockow, K.; Metcalfe, D.D.**  
In vitro Diagnosis of Anaphylaxis: **Sanz, M.L.; Gamboa, P.M.; Garcia-Figueroa, B.E.; Ferrer, M.**

### Allergens and Elicitors

Insect Venoms: **Müller, U.R.**  
Classification and Pathophysiology of Radiocontrast Media Hypersensitivity: **Brockow, K.; Ring, J.**  
Analgesics: **Szczeklik, A.**  
Anaphylaxis to General Anesthetics: **Moneret-Vautrin, D.A.; Mertes, P.M.**  
Anaphylactic Reactions to Local Anesthetics: **Ring, J.; Franz, R.; Brockow, K.**

### Treatment and Prevention

Anaphylaxis: Acute Treatment and Management: **Ring, J.; Grosber, M.; Möhrenschlager, M.; Brockow, K.**  
Epinephrine (Adrenaline) in Anaphylaxis: **Simons, F.E.R.; Simons, K.J.**

[www.karger.com/chial](http://www.karger.com/chial)

**Chemical Immunology and Allergy, Vol. 95** →  
Series Editors: Ring, J. (Munich); Blaser, K. (Davos); Capron, M. (Lille); Denburg, J.A. (Hamilton); Holgate, S.T. (Southampton); Marone, G. (Napoli); Saito, H. (Tokyo)  
ISSN 1660-2242 / e-ISSN 1662-2898

### Anaphylaxis

Editor: Ring, J. (Munich)  
XXVI + 228 p., 32 fig., 1 in color, 37 tab., hard cover, 2010  
CHF 198.- / EUR 165.- / USD 233.00  
Prices subject to change  
EUR price for Germany, USD price for USA only  
ISBN 978-3-8055-9441-7  
e-ISBN 978-3-8055-9442-4

Please send: \_\_\_\_ copy/ies

Postage and handling free with prepayment

### Payment:

Please charge to my credit card  
 American Express  Diners  Eurocard  
 MasterCard  Visa

Card No.: \_\_\_\_\_

Exp. date: \_\_\_\_\_

CVV/CVC \_\_\_\_\_

(3 digits in the signature field on the back of Visa and MasterCard)

Check enclosed  Please bill me

Orders may be placed with any bookshop, subscription agency, directly with the publisher or through a Karger distributor.

Fax: +41 61 306 12 34

S. Karger AG, P.O. Box, CH-4009 Basel (Switzerland)  
E-Mail orders@karger.ch, [www.karger.com](http://www.karger.com)

Name/Address: \_\_\_\_\_


\_\_\_\_\_

\_\_\_\_\_

\_\_\_\_\_

Date: \_\_\_\_\_

Signature: \_\_\_\_\_



# Liver and Pancreatic Diseases: Consequences of Chronic Alcoholic Consumption

**Editors**  
**M.V. Singer**  
**S. Dooley**  
**C.J. McClain**  
**S. Zakhari**

Gastroenterology, Hepatology, Pathology, Physiology

**Contents**

Preface: **Singer, M.V.; Zakhari, S.; McClain, C.; Dooley, S.**

**Clinical Research**

Genetics of Pancreatitis: A Guide for Clinicians: **Witt, H.**

Long-Term, Clinical Follow-Up in Fatty Liver Patients: **Bendtsen, F.; Dam-Larsen, S.**

**Pathomechanisms of Alcohol-Induced Damage**

Induction of Cross-Linking and Silencing of Sp1 by Transglutaminase during Liver Injury in ASH and NASH via Different ER Stress Pathways: **Kojima, S.; Kuo, T.-F.; Tatsukawa, H.; Hirose, S.**

New Advances in Cell Physiology and Pathophysiology of the Exocrine Pancreas: **Mössner, J.**

Animal Models of Alcoholic Liver Disease: **Arteel, G.E.**

Gut-Liver Axis and Sensing Microbes: **Szabo, G.; Bala, S.; Petrasek, J.; Gattu, A.**

Zinc and Alcoholic Liver Disease: **Zhou, Z.**

Role of the Endocannabinoid System in Alcoholic Liver Disease: **Siegmund, S.V.**

MnSOD Overexpression Prevents Liver Mitochondrial DNA Depletion after an Alcohol Binge but Worsens this Effect after Prolonged Alcohol Consumption in Mice: **Mansouri, A.; Tarhuni, A.; Larosche, I.; Rey-LDesmars, F.; Demeilliers, C.; Degoul, F.; Nahon, P.; Sutton, A.; Moreau, R.; Fromenty, B.; Pessayre, D.**

Alcohol Abuse, Endoplasmic Reticulum Stress and Pancreatitis: **Pandol, S.J.; Gorelick, F.S.; Gerloff A.; Lugea, A.**

Pathophysiological Similarities and Synergisms in Alcoholic and Non-Alcoholic Steatohepatitis: **Hellerbrand, C.**

Protective Role of HO-1 for Alcohol-Dependent Liver Damage: **Nussler, A.K.; Hao, L.; Knobloch, D.; Yao, P.; Nussler, N.C.; Wang, Z.; Liu, L.; Ehnert, S.**

HCV, HBV and Alcohol – the Dionysos Study: **Bellentani, S.; Scaglioni, F.; Ciccia, S.; Bedogni, G.; Tiribelli, C.**

**Alcohol Drinking-Associated Factors**

Role of CYP2E1 in Ethanol-Induced Oxidant Stress, Fatty Liver and Hepatotoxicity: **Cederbaum, A.I.**

Pancreas – Non-Alcoholic Constituents and Their Effects: **Gerloff, A.; Feick, P.; Singer, M.V.**

[www.karger.com/ddi](http://www.karger.com/ddi)

KI 11652

**Liver and Pancreatic Diseases: Consequences of Chronic Alcoholic Consumption**  
 Falk Workshop, Freiburg, October 2010  
 Editors: Singer, M.V.; Dooley, S. (Mannheim); McClain, C.J. (Louisville, Ky.); Zakhari, S. (Bethesda, Md.)  
 VI + 132 p., 53 fig., 10 tab., soft cover, 2011  
 CHF 54.– / EUR 45.– / USD 64.00  
 Prices subject to change  
 EUR price for Germany, USD price for USA only  
 ISBN 978-3-8055-9732-6  
 e-ISBN 978-3-8055-9733-3

Special Topic Issue:  
**Digestive Diseases**  
**Vol. 28, No. 6 (2010)**  
 Included in subscription

Please send: \_\_\_\_\_ copy/ies

Postage and handling free with prepayment

**Payment:**

Please charge to my credit card  
 American Express     Diners     Eurocard  
 MasterCard     Visa

Card No.: \_\_\_\_\_

Exp. date: \_\_\_\_\_

CVV/CVC \_\_\_\_\_

(3 digits in the signature field on the back of Visa and MasterCard)

Check enclosed     Please bill me

Orders may be placed with any bookshop, subscription agency, directly with the publisher or through a Karger distributor.

Fax: +41 61 306 12 34

S. Karger AG, P.O. Box, CH-4009 Basel (Switzerland)  
 E-Mail [orders@karger.ch](mailto:orders@karger.ch), [www.karger.com](http://www.karger.com)


**Name/Address:**

\_\_\_\_\_  
 \_\_\_\_\_  
 \_\_\_\_\_  
 \_\_\_\_\_

Date: \_\_\_\_\_

Signature: \_\_\_\_\_

**KARGER**



*New anticancer drugs and their effect on the pathologist's role*

# Changing Pathology with Changing Drugs

**Editor**  
**B. Borisch, P. Gaulard**

Pathology/Oncology; Pharmacology, Hematology, Internal Medicine, Gynecology

## Contents

### Editorial

Changing Pathology with Changing Drugs:  
Skin Cancer: **Karpova, M.B.; Barysch, M.J.; Zipser, M.C.; Schönewolf, N.; French, L.E.; Dummer, R.**

Changing Pathology with Changing Drugs:  
Tumors of the Gastrointestinal Tract:  
**Cervera, P.; Fléjou, J.-F.**

Kidney Cancer Pathology in the New Context of Targeted Therapy: **Allory, Y.; Culine, S.; de la Taille, A.**

The Changing Role of Pathology in Breast Cancer Diagnosis and Treatment:  
**Leong, A.S.-Y.; Zhuang, Z.**

Phosphoproteins and the Dawn of Functional Phenotyping: **Bodo, J.; Hsi, E.D.**

Author and Subject Index

This special issue is devoted to the changing role of pathology in the context of cancer and its treatment with new drugs such as inhibitors of tyrosine kinases, small molecules and antibodies, as well as combination therapies. The analysis of tissues under combined therapy will be a challenge as different changes will intermingle. A further challenge will be the analysis of follow-up biopsies of the same tumor or of secondary tumors following treatment. In future, pathologists are therefore likely to assume a much more active role in the management of cancer, moving from the position of an observer and describer to that of someone who can suggest modalities of personalized therapy based on the functional properties of the cancer cells under scrutiny. New approaches to treat leukemia, lymphoma, skin, breast, kidney and gastrointestinal cancer are discussed in this issue, which is recommended reading to anyone interested in the pathology of cancers under new treatment options.

[www.karger.com/pat](http://www.karger.com/pat)

**Changing Pathology with Changing Drugs**  
Editors: Borisch, B. (Geneva); Gaulard, P. (Paris)  
68 p., 12 fig., 10 in color, 3 tab., soft cover, 2011  
CHF 29.- / EUR 24.- / USD 34.00  
Prices subject to change  
EUR price for Germany, USD price for USA only  
ISBN 978-3-8055-9500-1  
e-ISBN 978-3-8055-9501-8

Special Topic Issue:  
**Pathobiology**  
**Vol. 78, No. 2 (2011)**  
Included in subscription

Please send: \_\_\_\_\_ copy/ies

Postage and handling free with prepayment

**Payment:**

Please charge to my credit card  
 American Express     Diners     Eurocard  
 MasterCard     Visa

Card No.: \_\_\_\_\_

Exp. date: \_\_\_\_\_

CVV/CVC \_\_\_\_\_

(3 digits in the signature field on the back of Visa and MasterCard)

Check enclosed     Please bill me

Orders may be placed with any bookshop, subscription agency, directly with the publisher or through a Karger distributor.

**Fax: +41 61 306 12 34**

S. Karger AG, P.O. Box, CH-4009 Basel (Switzerland)  
E-Mail [orders@karger.ch](mailto:orders@karger.ch), [www.karger.com](http://www.karger.com)

**Name/Address:**

\_\_\_\_\_  
\_\_\_\_\_  
\_\_\_\_\_

Date: \_\_\_\_\_

Signature: \_\_\_\_\_

Focussing on clinical research reports

# Digestion

International Journal of Gastroenterology

Official Journal of  
The Japanese Gastroenterological  
Association (JGA)



Editors-in-Chief

**B. Göke**, Munich

**Y. Shinomura**, Sapporo



*Digestion* concentrates on clinical research reports: in addition to editorials and reviews, the journal features sections on Stomach/Esophagus, Bowel, Neuro-Gastroenterology, Liver/Bile, Pancreas, Metabolism/Nutrition and Gastrointestinal Oncology. Papers cover physiology in humans, metabolic studies and clinical work on the etiology, diagnosis, and therapy of human diseases. It is thus especially cut out for gastroenterologists employed in hospitals and outpatient units. Moreover, the journal's coverage of studies on the metabolism and effects of therapeutic drugs carries considerable value for clinicians and investigators beyond the immediate field of gastroenterology.

#### Selected contributions

Efficacy and Safety of the Selective Cyclooxygenase-2 Inhibitor Celecoxib in the Treatment of Rheumatoid Arthritis and Osteoarthritis in Japan: **Sakamoto, C.** (Tokyo); **Soen, S.** (Nara)

Obesity Affects the Liver – The Link between Adipocytes and Hepatocytes: **Wree, A.; Kahraman, A.; Gerken, G.; Canbay, A.** (Essen)

Association between Non-Diminutive Hyperplastic Polyps and Synchronous Advanced Colorectal Neoplasms: **Lim, H.M.; Kim, E.R.; Kim, J.Y.; Chang, D.K.; Son, H.J.; Rhee, P.-L.; Kim, J.J.; Rhee, J.C.; Kim, Y.-H.** (Seoul)

Antibiotic Combination Therapy for Steroid Withdrawal in Steroid-Dependent Ulcerative Colitis: **Terao, S.; Yamashiro, K.; Tamura, I.; Hirano, T.** (Kakogawa); **Ohkusa, T.** (Kashiwa); **Kato, K.** (Tokyo)

Role of DNA Methylation in the Development of Diffuse-Type Gastric Cancer: **Yamamoto, E.; Suzuki, H.; Takamaru, H.; Yamamoto, H.; Toyota, M.; Shinomura, Y.** (Sapporo)

Sorafenib Therapy in Patients with Advanced Hepatocellular Carcinoma in Advanced Liver Cirrhosis: **Schütte, K.; Zimmermann, L.; Bornschein, J.; Csepregi, A.; Rühl, R.; Ricke, J.; Malfertheiner, P.** (Magdeburg)

Wireless Capsules for Esophageal pH Monitoring: Are We Placing Them Correctly? **Doma, S.; Paladugu, S.; Parkman, H.P.; Friedenberg, F.K.** (Philadelphia, Pa.)

MicroRNAs and Esophageal Squamous Cell Carcinoma: **Matsushima, K.; Isomoto, H.; Kohno, S.; Nakao, K.** (Nagasaki)

More information at

[www.karger.com/dig](http://www.karger.com/dig)

- Pay-per-View and Subscriber Access to Full Text
- Full Table of Contents
- Full Editorial Board
- Free Abstracts and Selected Articles
- Online Sample Issue
- Submission/Guidelines for Authors
- Subscription Details
- Free Alert Service
- Online Library Recommendation



#### Digestion

2012: Volumes 85, 86

4 issues per volume

Language: English

ISSN 0012-2823 (print)

ISSN 1421-9867 (online)

Listed in bibliographic services, including  
*Current Contents*®, *MEDLINE*, *Biological Abstracts*,  
*EMBASE/Excerpta Medica*

# Digestion

## Editorial

### 276 A Further Piece of the Puzzle: Positive FOBT, Colonoscopy, Aspirin and the Prevention of Colorectal Cancer

Ockenga, J. (Bremen)

## Reviews

### 249 Curcumin and Inflammatory Bowel Disease: Biological Mechanisms and Clinical Implication

Ali, T.; Shakir, F.; Morton, J. (Oklahoma City, Okla.)

### 308 Impact of Disease and Treatments on Growth and Puberty of Pediatric Patients with Inflammatory Bowel Disease

Ezri, J.; Marques-Vidal, P.; Nydegger, A. (Lausanne)

## Original Papers

### 256 Relationship between Gastroesophageal Junction Adenocarcinoma and *Helicobacter pylori* Infection in Japan

Kamada, T.; Kurose, H.; Yamanaka, Y. (Okayama); Manabe, N.; Kusunoki, H. (Kurashiki); Shiotani, A. (Okayama); Inoue, K.; Hata, J.; Matsumoto, H.; Akiyama, T.; Hirai, T.; Sadahira, Y. (Kurashiki); Haruma, K. (Okayama)

### 261 Risk Factors for Colonic Diverticular Hemorrhage: Japanese Multicenter Study

Suzuki, K.; Uchiyama, S. (Yokohama); Imajyo, K. (Yokohama/Hiratsuka); Tomeno, W. (Chigasaki); Sakai, E. (Yokohama/Chigasaki); Yamada, E. (Yokohama/Machida); Tanida, E. (Machida); Akiyama, T. (Tokyo); Watanabe, S.; Endo, H.; Fujita, K.; Yoneda, M.; Takahashi, H.; Koide, T.; Tokoro, C.; Abe, Y. (Yokohama); Kawaguchi, M. (Atami); Gotoh, E.; Maeda, S.; Nakajima, A.; Inamori, M. (Yokohama)

### 266 Role of Calcium in Activation of Hyperpolarization-Activated Cyclic Nucleotide-Gated Channels Caused by Cholecystokinin Octapeptide in Interstitial Cells of Cajal

Si, X.; Huang, L.; Gong, Y.; Lu, J.; Lin, L. (Nanjing)

### 278 Aspirin Users Attending for NHS Bowel Cancer Screening Have Less Colorectal Neoplasia: Chemoprevention or False-Positive Faecal Occult Blood Testing?

Lee, T.J.W. (Stockton on Tees/Newcastle upon Tyne); Hull, M.A. (Leeds); Rajasekhar, P.T. (South Tyneside/Stockton-on-Tees); Clifford, G.M.; Ritchie, M. (South Tyneside); James, P.; McNally, R.J.Q. (Newcastle upon Tyne); Rutter, M.D. (Stockton on Tees); Rees, C.J. (South Tyneside/Stockton-on-Tees)

### 282 Response to Gastroesophageal Reflux Disease Therapy: Assessment at 4 Weeks Predicts Response/Non-Response at 8 Weeks

Kusano, M. (Maebashi); Hongo, M. (Sendai); Miwa, H. (Nishinomiya)

### 288 Prevalence of Minimal Change Lesions in Patients with Non-Erosive Reflux Disease: A Case-Control Study

Kim, J.B.; Shin, S.R.; Shin, W.G.; Choi, M.H.; Jang, H.J.; Kim, K.O.; Park, C.H.; Baek, I.H.; Baik, G.H.; Kim, K.H.; Park, S.H.; Kae, S.H.; Lee, M.S.; Kim, H.Y. (Seoul)

### 295 Clinical Features and Management of Parastomal Pyoderma Gangrenosum in Inflammatory Bowel Disease

Uchino, M.; Ikeuchi, H.; Matsuoka, H.; Bando, T.; Takahashi, Y.; Takesue, Y.; Matsumoto, T.; Tomita, N. (Hyogo)

### 302 Endoscopic Closure of Iatrogenic Gastrointestinal Tract Perforations with the Over-the-Scope Clip

Gubler, C.; Bauerfeind, P. (Zurich)

## 320 Society News

after 320 Contents Vol. 85, 2012