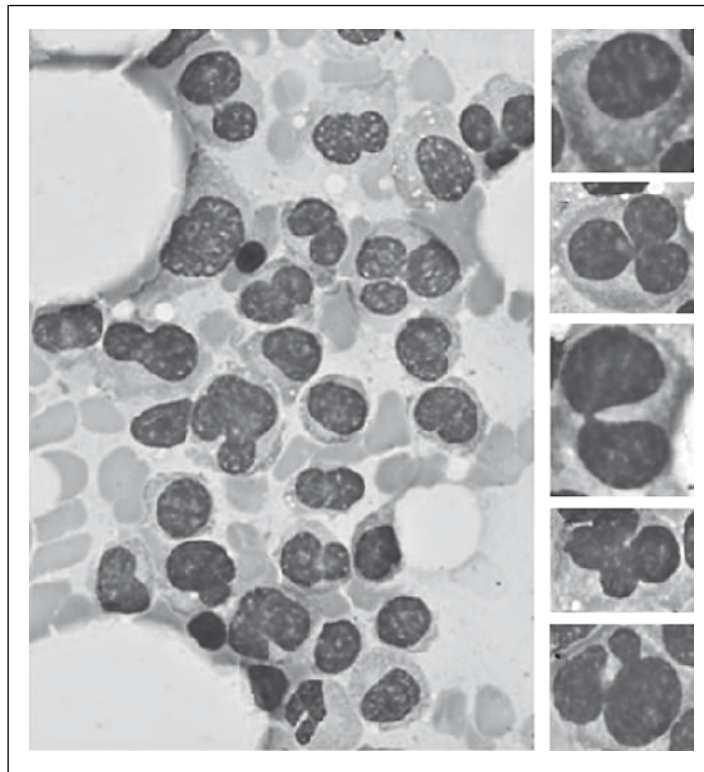



Acta Hæmatologica



*Towards a holistic way of understanding
and treating asthma and allergy*

Allergy: Neurobiology, Asthma, Immunology, Psychology, Psychosomatics



Allergy and the Nervous System

Editor
John Bienenstock

In recent decades, it has become increasingly clear that the immune and nervous systems communicate with each other in a bidirectional way. The role of chronic stress in allergic disease and inflammation has been confirmed and raises the important question of how psychosocial factors influence the outcome of allergic conditions. This book explains the roles of the autonomic, peripheral and central nervous systems in allergy and asthma. With contributions from leading authorities – both clinicians and basic researchers – it covers a wide range of topics from psychology over epigenetics to brain imaging. The 15 invited reviews discuss topics such as the role of stress in allergy and asthma, the concept of programming in utero and in childhood and adulthood, the significance of neurotrophins, and the involvement of the nervous system in the lung in asthma and lung inflammation. The interactions between mast cells and the nervous system are examined as well as the role of the gut microbiome in regulating the hypothalamic-pituitary-adrenal axis and the stress response. Further chapters are devoted to neural and behavioral changes associated with food allergy, the role of the neuroendocrine system in the skin, and the way in which itch is processed by the brain. Unique in its field, this valuable volume is recommended reading not only for allergologists, psychologists specializing in allergy and somatic manifestations, respirologists and asthma researchers, but for anyone interested in psychoneuroimmunology.

Contents

Preface: **Bienenstock, J.**

Relations between Asthma and Psychological Distress: An Old Idea Revisited: **Van Lieshout, R.J.; MacQueen, G.M.**
The Brain and Asthma: What Are the Linkages?: **Busse, W.W.**
Stress-Related Programming of Autonomic Imbalance: Role in Allergy and Asthma: **Wright, R.J.**
Role of Parasympathetic Nerves and Muscarinic Receptors in Allergy and Asthma: **Scott, G.D.; Fryer, A.D.**
Developmental Programming of Allergic Diseases: **Pincus, M.; Arck, P.**
Mind-Body Interrelationship in DNA Methylation: **Szyf, M.**
Neurotrophins in Chronic Allergic Airway Inflammation and Remodeling: **Renz, H.; Kılıç, A.**
Pathways Underlying Afferent Signaling of Bronchopulmonary Immune Activation to the Central Nervous System: **Hale, M.W.; Roark, G.A.W.; Lowry, C.A.**

Allergen-Induced Neuromodulation in the Respiratory Tract: **Weigand, L.A.; Undem, B.J.**
Role of Microbiome in Regulating the HPA Axis and Its Relevance to Allergy: **Sudo, N.**
Autonomic Regulation of Anti-Inflammatory Activities from Salivary Glands: **Mathison, R.D.; Davison, J.S.; St. Laurent, C.D.; Befus, A.D.**
The Mast Cell-Nerve Functional Unit: A Key Component of Physiologic and Pathophysiologic Responses: **Forsythe, P.; Bienenstock, J.**
Neural and Behavioral Correlates of Food Allergy: **Costa-Pinto, F.A.; Basso, A.S.**
The Neuroendocrine-Immune Connection Regulates Chronic Inflammatory Disease in Allergy: **Peters, E.M.J.**
Itch and the Brain: **Pfab, F.; Valet, M.; Napadow, V.; Tölle, T.-R.; Behrendt, H.; Ring, J.; Darsow, U.**

Author Index
Subject Index

www.karger.com/chial

KARGER

Chemical Immunology and Allergy, Vol. 98
Series Editors: Ring, J. (Munich); Blaser, K. (Davos); Capron, M. (Lille); Denburg, J.A. (Hamilton); Holgate, S.T. (Southampton); Marone, G. (Naples); Saito, H. (Tokyo)
ISSN 1660-2242 / e-ISSN 1662-2898

Allergy and the Nervous System
Editor: Bienenstock, J. (Hamilton, Ont.)
XII + 272 p., 51 fig., 4 tab., hard cover, 2012
CHF 196.– / EUR 163.– / USD 231.00
Prices subject to change
EUR price for Germany, USD price for USA only
ISBN 978-3-8055-9984-9
e-ISBN 978-3-8055-9985-6

Please send: _____ copy/ies

Postage and handling free with prepayment

Payment:
Please charge to my credit card
☐ American Express ☐ Diners
☐ MasterCard ☐ Visa

Card No.: _____

Exp. date: _____

CVV/CVC
(3 digits in the signature field on the back of Visa and MasterCard)

☐ Check enclosed ☐ Please bill me

Orders may be placed with any bookshop, subscription agency, directly with the publisher or through a Karger distributor.

Fax: +41 61 306 12 34

S. Karger AG, P.O. Box, CH-4009 Basel (Switzerland)
E-Mail orders@karger.ch, www.karger.com

Name/Address:

Date:

Signature:



Acta Hæmatologica

Founded 1948 by E. Meulengracht, K. Rohr, and G. Rosenow
Continued by H. Lüdin (1960–1977), U. Bucher (1977–1983), R.S. Hillman (1978–1987),
H.R. Marti (1983–1988), E.A. Beck (1984–1988), B. Ramot (1989–1995)

Editor-in-Chief

I. Ben-Bassat, Qiryat-Ono

Associate Editor

R.C. Tait, Glasgow

Editorial Board

B. Bain, London
T. Barbui, Bergamo
A.M. Carella, Genova
M. Coleman, New York, NY
D. Dilloo, Bonn
F. Di Raimondo, Catania
R.P. Gale, London
G. Henze, Berlin
C. Hershko, Jerusalem
A.V. Hoffbrand, London
H. Kanno, Tokyo

G. Konwalinka, Innsbruck
A. Kulozik, Heidelberg
V. Liso, Bari
M. Makris, Sheffield
P.M. Mannucci, Milan
C. Nissen, Basel
P. Raanani, Ramat-Aviv
S.C. Raimondi, Memphis, TN
M. Stern, Basel
A. Tefferi, Rochester, MN

KARGER

Printed in Switzerland
on acid-free and non-aging
paper (ISO 9706) by
Reinhardt Druck, Basel

Appears 6-weekly:
2 volumes per year
(8 issues)

Submission

Manuscripts written in English should be submitted using the online submission website at:

www.karger.com/aha

Should you experience any problems with your submission, please contact:

aha@karger.com

Prof. I. Ben-Bassat
S. KARGER AG
Editorial Office 'Acta Haematologica'
PO Box
CH-4009 Basel (Switzerland)

All manuscripts must be accompanied by a covering letter signed by all authors. Assurance should be given that the manuscript is not under simultaneous consideration by any other publication. The preferred word processing package is Word for Windows®. Presentation of manuscripts should conform with the Uniform Requirements for Manuscripts Submitted to Biomedical Journals (see *N Engl J Med* 1997;336:309–315).

Conditions

All manuscripts are subject to editorial review. Manuscripts are received with the explicit understanding that they are not under simultaneous consideration by any other publication. Submission of an article for publication implies the transfer of the copyright from the author to the publisher upon acceptance. Accepted papers become the permanent property of *Acta Haematologica* and may not be reproduced by any means, in whole or in part, without the written consent of the publisher. It is the author's responsibility to obtain permission to reproduce illustrations, tables, etc. from other publications.

Arrangement

Recommendation for Usage of Units and Abbreviations: The standard abbreviations used for measurements of weight, length, volume, and time (i.e. mg, cm, ml, min) are used without definition. The abbreviations listed on the opposite page also require no definition. Please note that punctuation is not needed. The usage of units as recommended in the table on the opposite page is required. When listed the alternative units can be used.

Title page: The first page of each paper should indicate the title, the authors' names, the institute where the work was conducted, and a short title for use as running head.

Full address: The exact postal address of the corresponding author complete with postal code must be given at the bottom of the title page. Please also supply phone and fax numbers, as well as e-mail address.

Key words: Please supply 3–10 key words in English that reflect the content of the paper.

Abstract: Each paper needs an abstract of a maximum of 200 words.

Footnotes: Avoid footnotes. When essential, they are numbered consecutively and typed at the foot of the appropriate page.

Tables and illustrations: Tables and illustrations (both numbered in Arabic numerals) should be prepared on separate sheets. Tables require a heading and figures a legend, also prepared on a separate sheet. For the reproduction of illustrations, only good drawings and original photographs can be accepted; negatives or photocopies cannot be used. Due to technical reasons, figures with a screen background should not be submitted. When possible, group several illustrations on one block for reproduction (max. size 180 × 223 mm) or provide crop marks. On the back of each illustration, indicate its number, the author's name, and 'top' with a soft pencil. Electronically submitted b/w half-tone and color illustrations must have a final resolution of 300 dpi after scaling, line drawings one of 800–1,200 dpi.

Color illustrations: Color illustrations are reproduced free of charge. In the print version, the illustrations are reproduced in black and white. Please avoid referring to the colors in the text and figure legends.

Print edition: Up to 6 color illustrations per page can be integrated within the text at CHF 800.– per page.

References: In the text identify references by Arabic numerals [in square brackets]. Material submitted for publication but not yet accepted should be noted as [unpublished data] and not be included in the reference list. The list of references should include only those publications which are cited in the text. Do not alphabetize; number references in the order in which they are first mentioned in the text. The surnames of the authors followed by initials should be given. There should be no punctuation other than a comma to separate the authors. Please cite all authors, 'et al' is not sufficient. Abbreviate journal names according to the Index Medicus system. Also see International Committee of Medical Journal Editors: Uniform requirements for manuscripts submitted to biomedical journals (www.icmje.org).

Examples

(a) *Papers published in periodicals:* Sun J, Koto H, Chung KF: Interaction of ozone and allergen challenges on bronchial responsiveness and inflammation in sensitised guinea pigs. *Int Arch Allergy Immunol* 1997;112:191–195.

(b) *Papers published only with DOI numbers:* Theoharides TC, Boucher W, Spear K: Serum interleukin-6 reflects disease severity and osteoporosis in mastocytosis patients. *Int Arch Allergy Immunol* DOI: 10.1159/000063858.

(c) *Monographs:* Matthews DE, Farewell VT: Using and Understanding Medical Statistics, ed 3, revised. Basel, Karger, 1996.

(d) *Edited books:* Parren PWHI, Burton DR: Antibodies against HIV-1 from phage display libraries: Mapping of an immune response and progress towards antiviral immunotherapy; in Capra JD (ed): Antibody Engineering. Chem Immunol. Basel, Karger, 1997, vol 65, pp 18–56.

Reference Management Software: Use of EndNote is recommended for easy management and formatting of citations and reference lists.

Rapid Communication

Manuscripts intended for rapid communication must present new findings of sufficient importance to justify their accelerated acceptance. They should follow the general arrangement of research papers except that the separate sections should not be formally titled. They should not be more than three pages in length (including figures, tables and references). Proofs are checked by the Main Editor and not sent to the authors. Review will be rapid, and once accepted, the paper will be included in the next planned issue. If manuscripts require significant change after editing they will be treated as brief communications and returned to the authors for correction.

Brief Communication

The general arrangement for brief communications is the same as for research papers except that the manuscript is not divided into separate sections formally entitled introduction, methods, results, discussion. No abstract is required. These should not be more than 3 pages in length.

Letter to the Editor
Comments and responses to previously published articles and other short correspondences are welcome. They should be limited to 1 or 1½ manuscript pages with a general arrangement as specified for Brief Communications.

Digital Object Identifier (DOI)

S. Karger Publishers supports DOIs as unique identifiers for articles. A DOI number will be printed on the title page of each article. DOIs can be useful in the future for identifying and citing articles published online without volume or issue information. More information can be found at www.doi.org.

Supplementary Material

Supplementary material is restricted to additional data that are not necessary for the scientific integrity and conclusions of the paper. Please note that all supplementary files will undergo editorial review and should be submitted together with the original manuscript. The Editors reserve the right to limit the scope and length of the supplementary material. Supplementary material must meet production quality standards for Web publication without the need for any modification or editing. In general, supplementary files should not exceed 10 Mb in size. All figures and tables should have titles and legends and all files should be supplied separately and named clearly. Acceptable files and formats are: Word or PDF files, Excel spreadsheets (only if the data cannot be converted properly to a PDF file), and video files (.mov, .avi, .mpeg).

Author's Choice™

Karger's Author's Choice™ service broadens the reach of your article and gives all users worldwide free and full access for reading, downloading and printing at www.karger.com. The option is available for a one-time fee of CHF 3,000.–, which is a permissible cost in grant allocation. More information can be found at www.karger.com/authors_choice.

NIH-Funded Research

The U.S. National Institutes of Health (NIH) mandates under the NIH Public Access Policy that final, peer-reviewed manuscripts appear in its digital database within 12 months of the official publication date. As a service to authors, Karger submits the final version of your article on your behalf to PubMed Central. For those selecting our premium Author's Choice™ service, we will send your article immediately upon publishing, accelerating the accessibility of your work without the usual embargo. More details on NIH's Public Access Policy are available at <http://publicaccess.nih.gov/FAQ.htm#a1>

Self-Archiving

Karger permits authors to archive their pre-prints (i.e. pre-refereeing) or post-prints (i.e. final draft post-refereeing) on their personal or institution's servers, provided the following conditions are met: Articles may not be used for commercial purposes, must be linked to the publisher's version, and must acknowledge the publisher's copyright. Authors selecting Karger's Author's Choice™ feature, however, are also permitted to archive the final, published version of their article, which includes copyediting and design improvements as well as citation links.

Page Charges

Authors are charged CHF 160.– per printed page for the first 6 pages and CHF 325.– for each additional page, including tables, illustrations, and references. 1 printed page is equal to approximately 3 manuscript pages.

Proofs

Unless indicated otherwise, proofs are sent to the corresponding author and should be returned with the least possible delay. Alterations made in proofs, other than the correction of printer's errors, are charged to the author.


Reprints

Order forms and a price list are sent with the proofs. Orders submitted after the issue is printed are subject to considerably higher prices.

Usage of Units and Abbreviations

Entity	Abbreviation	Recommended unit	Alternative unit
Red blood cell count	RBC	$\times 10^{12}/l$	
White blood cell count	WBC	$\times 10^9/l$	
Platelet count	PLT	$\times 10^9/l$	
Reticulocyte count	RETIC	%	
Hemoglobin	Hb	g/dl	
Hematocrit (packed cell volume)	HCT	ratio, no unit necessary	
Mean cell volume	MCV	fl	
Mean cell hemoglobin	MCH	pg	
Mean cell hemoglobin concentration	MCHC	g/dl	
Sedimentation rate	ESR	mm/h	
Serum vitamin B ₁₂		pg/ml	pmol/l
Serum folate		ng/ml	nmol/l
Serum iron		$\mu\text{g}/\text{dl}$	$\mu\text{mol}/l$
Iron-binding capacity	IBC	$\mu\text{g}/\text{dl}$	$\mu\text{mol}/l$
Serum ferritin		ng/ml	$\mu\text{g}/l$
Transferrin		mg/dl	g/l
Serum haptoglobin		mg/dl	g/l
Fibrinogen		mg/dl	g/l
Immunoglobulin G, A, M	IgG, IgA, IgM	mg/dl	g/l
Beta-2-microglobulin	$\beta_2\text{m}$	mg/l	

KARGER BOOKS ON MEDICAL PHILOSOPHY



Knowing One's Medical Fate in Advance


Challenges for Diagnosis and Treatment, Philosophy, Ethics and Religion

Editors: G. Pfleiderer, M. Battagay, K. Lindpaintner

VI + 122 p., 4 fig., 2 in color, hard cover, 2012
CHF 59.– / EUR 49.– / USD 69.00
ISBN 978–3–8055–9649–7

The certainty and uncertainty of one's fate are discussed from both methodological and epidemiological perspectives, using examples of diseases for which treatment and prognosis have dramatically changed. Despite profound insights into the human genome, personalized genetically tailored medicine still lies in the future. Religious, spiritual and philosophical dimensions are discussed, as are the ways in which they may help people cope with these new insights into their future, e.g. the promise of an afterlife.

This publication aims to bridge the different fields dealing with this area by addressing the challenges faced and encouraging dialogue. It will be of interest to all readers who deal with ethical problems of prognosis, particularly in medicine, as well as to theologians and sociologists.



GenEthics and Religion

Editors: G. Pfleiderer, G. Brahier, K. Lindpaintner

VI + 154 p., hard cover, 2010
CHF 29.– / EUR 24.– / USD 34.00
ISBN 978–3–8055–8973–4

Prices subject to change;
EUR price for Germany, USD price for USA only

Based on the symposium 'GenEthics and Religion' (Basel, Switzerland, May 2008), this volume examines the role religion can play in establishing ethical guidelines to protect human life in the face of rapid advances in biology and gene technology. It does so with contributions by philosophers, theologians, human geneticists, and several bioethicists representing the Christian, Jewish, Islamic and Buddhist perspectives. The essays illustrating a diversity of views and expressing the problems and self-critical reflectiveness of religious ethicists are brought up to date and discuss the importance of religious ethics in society's discourse on gene technology.



More information at
www.karger.com/philosophy

KARGER

ISSN Print Edition: 0001-5792
ISSN Online Edition: 1421-9662

Journal Homepage: www.karger.com/aha

Publication Data: 'Acta Haematologica' is published 8 times a year. Volumes 129-130, each with 4 issues, appear in 2013.

Copyright: © 2013 S. Karger AG, Basel (Switzerland). All rights reserved. No part of this publication may be translated into other languages, reproduced or utilized in any form or by any means, electronic or mechanical, including photocopying, recording, microcopying, or by any information storage and retrieval system, without permission in writing from the publisher or, in the case of photocopying, direct payment of a specified fee to the Copyright Clearance Center.

Disclaimer: The statements, opinions and data contained in this publication are solely those of the individual authors and contributors and not of the publisher and the editor(s). The appearance of advertisements in the journal is not a warranty, endorsement, or approval of the products or services advertised or of their effectiveness, quality or safety. The publisher and the editor(s) disclaim responsibility for any injury to persons or property resulting from any ideas, methods, instructions or products referred to in the content or advertisements.

Subscription Rates: Subscriptions run for a full calendar year. Prices are given per year.

Personal subscription:

Print or Online	Print+Online combined
CHF 1460.–	CHF 1556.–
EUR 1178.–	EUR 1256.–
USD 1446.00	USD 1542.00
postage and handling (added to print and print+online)	
CHF 57.60 Europe, CHF 83.20 Overseas	
EUR 44.80	
USD 76.80	

Institutional subscription:

Print or Online	Print+Online combined
CHF 2920.–	CHF 3212.–
EUR 2354.–	EUR 2590.–
USD 2892.00	USD 3180.00
postage and handling (added to print and print+online)	
CHF 72.– Europe, CHF 104.– Overseas	
EUR 56.–	
USD 96.00	

Airmail surcharge: CHF 70.00 / USD 66.00

Discount subscription prices:

European Haematology Association
International Society of Haematology

Back Volumes and Single Issues: Information on availability and prices of single print issues and print or electronic back volumes can be obtained from Customer Service at service@karger.com.

Bibliographic Indices: This journal is regularly listed in bibliographic services, including *Current Contents®* and PubMed/MEDLINE.

Photocopying: This journal has been registered with the Copyright Clearance Center (CCC), as indicated by the code appearing on the first page of each article. For readers in the US, this code signals consent for copying of articles for personal or internal use, or for the personal or internal use of specific clients, provided that the stated fee is paid per copy directly to

Copyright Clearance Center Inc.
222 Rosewood Drive
Danvers, MA 01923 (USA)

A copy of the first page of the article must accompany payment. Consent does not extend to copying for general distribution, for promotion, for creating new works, or for resale. In these cases, specific written permission must be obtained from the copyright owner, S. Karger AG, P.O. Box CH-4009 Basel (Switzerland).

Subscription Orders:

Orders can be placed at agencies, bookstores, directly with the Publisher

S. Karger AG

Medical and Scientific Publishers
Allschwilerstrasse 10
CH-4009 Basel
Switzerland

t: +41 61 306 11 11
f: +41 61 306 12 34
e: karger@karger.com
w: www.karger.com

(for courier services only:
Allschwilerstrasse 10
CH-4055 Basel)

or further Karger offices
or representatives:

Germany

S. Karger GmbH
Postfach
79095 Freiburg
Deutschland
(Hausadresse: Wilhelmstrasse 20A,
79098 Freiburg)
t: +49 761 45 20 70
f: +49 761 45 20 714
e: information@karger.de
w: www.karger.de

Japan

Karger Japan, Inc.
Shiba Daimon Asahi Bldg. 2F
1-2-23 Shiba Daimon
Minato-ku
Tokyo 105-0012
Japan
t: +81 3 6435 6242
f: +81 3 6435 6244
e: publisher@karger.jp
w: www.karger.jp

USA

S. Karger Publishers, Inc.
26 West Avon Road
P.O. Box 529
Unionville, CT 06085
USA
Toll free: +1 800 828 5479
t: +1 860 675 7834
f: +1 860 675 7302
e: karger@snet.net

France

Librairie Médi-Sciences Sarl
36, bd de Latour-Maubourg
75007 Paris
France
t: +33 (0) 1 45 51 42 58
f: +33 (0) 1 45 56 07 80
e: librairie@medi-sciences.fr
w: www.medi-sciences.fr

South East Asia, China and Taiwan
Karger Regional Office (Malaysia)

CEO Suite Kuala Lumpur
Quill 7, 27th Floor
Jalan Stesen Sentral 5
KL Sentral
Kuala Lumpur 50470
Malaysia
t: +60 3 2776 6803
f: +60 3 2776 6999
e: service@karger.cn; r.chew@karger.cn

Karger China

10th Floor, Twin Towers (East)
B12 Jianguomenwai Avenue
Beijing 100022
China
t: +86 10 5123 5033
f: +86 10 5123 5122
e: service@karger.cn; r.chew@karger.cn
w: www.karger.cn

India, Bangladesh, Sri Lanka

Medscience India

Plot No. 17, Yusuf Sarai Market
B.L. Glass Building, 2nd Floor
Sri Aurobindo Marg
New Delhi 110 016
India
t: +91 11 46029 633
f: +91 11 46029 634
c: +91 98 91052 128
e: medsci.india@gmail.com

Contents

[See the journal website for contents](#)

**ECCO
17**

**17th ECCO - 38th ESMO - 32nd ESTRO
European Cancer Congress
Reinforcing multidisciplinary**

AMSTERDAM, 27 SEPTEMBER - 1 OCTOBER 2013

**ESMO
38**

ESTRO 32

www.ecco-org.eu

The European Cancer Congress 2013: Setting the standards for things to come

- Total Abstracts Submitted so far: 3 176 **(38% increase)***
- Registrations to date: **14% increase***

The ECC 2013 will play a pivotal role in establishing standards for the future in Europe, and beyond.

Register to play *your* part at the ECC 2013

*In comparison to the 2011 Congress at Stockholm

Late-breaking Abstract Submission July 24 - August 7, 2013
eccamsterdam2013.ecco-org.eu

- ✓ **Recognised Impact**
- ✓ **Global Visibility**

- ✓ **Top Quality Content**
- ✓ **No Limits**

F13621

In partnership:



Review

34 Novel Immunosuppression Compounds and Experimental Therapies for Chronic Graft-Versus-Host Disease

Michael, M.; Shimoni, A.; Nagler, A. (Tel Hashomer)

Original Papers

1 Acute Promyelocytic Leukemia-Associated Thrombosis

Chang, H.; Kuo, M.-C.; Shih, L.-Y.; Wu, J.-H.; Lin, T.-L.; Dunn, P.; Tang, T.-C.; Hung, Y.-S.; Wang, P.-N. (Taipei)

7 A Combination Regimen of Bortezomib, Cyclophosphamide and Betamethasone Gives Quicker, Better and More Durable Response than VAD/CyBet Regimens: Results from a Swedish Retrospective Analysis

Uttvall, K.; Admasie, J.; Alici, E.; Lund, J.; Liwing, J. (Stockholm); Aschan, J.; Barendse, M. (Sollentuna); Deneberg, S. (Stockholm); Mellqvist, U.-H. (Borås); Carlson, K. (Uppsala); Nahi, H. (Stockholm)

16 Adherence to Tyrosine Kinase Inhibitor Therapy for Chronic Myeloid Leukemia: A Brazilian Single-Center Cohort

de Almeida, M.H.; Pagnano, K.B.B.; Vigorito, A.C.; Lorand-Metze, I.; de Souza, C.A. (Campinas)

27 Metabolism-Related Cytokine and Hormone Levels in the Serum of Patients with Myelodysplastic Syndromes

Bouronikou, E.; Georgoulis, P.; Giannakoulas, N.; Valotassiou, V.; Palassopoulou, M.; Vassilopoulos, G.; Papadoulis, N.; Matsouka, P. (Larissa)

52 Efficacy and Safety of Leflunomide for the Treatment of BK Virus-Associated Hemorrhagic Cystitis in Allogeneic Hematopoietic Stem Cell Transplantation Recipients

Chen, X.-C.; Liu, T.; Li, J.-J.; He, C.; Meng, W.-T.; Huang, R. (Chengdu)

Case Reports

23 An Unusual Cytogenetic Rearrangement Originating from Two Different Abnormalities in Chromosome 6 in a Child with Acute Promyelocytic Leukemia

Matos, R.R.C. (Rio de Janeiro); Mkrtchyan, H. (Jena); Amaral, B.A.S. (Recife); Liehr, T. (Jena); de Souza, M.T.; Ney-Garcia, D.R. (Rio de Janeiro); Santos, N.; Marques-Salles, T.J. (Recife); Ribeiro, R.C. (Memphis, Tenn.); Figueiredo, A.F.; Silva, M.L.M. (Rio de Janeiro)

44 Presence of the JAK2 V617F Mutation in a Patient with Chronic Neutrophilic Leukemia and Effective Response to Interferon Alfa-2b

Zhang, X.; Pan, J.; Guo, J. (Quanzhou)

Brief Communications

47 Rituximab Therapy in Cutaneous Infiltration of Chronic Lymphocytic Leukaemia

Ramakrishna, R. (Wollongong, N.S.W.); Sarathy, K.; Sarathy, T. (Sydney, N.S.W.)

57 Bilirubin Levels and Redox Status in a Young Healthy Population

Rodrigues, C. (Porto/Bragança); Rocha, S.; Nascimento, H.; Vieira, E.; Santos, R.; Santos-Silva, A.; Costa, E.; Bronze-da-Rocha, E. (Porto)